


# Electrical Conduit

Construction Electricity Wiring System

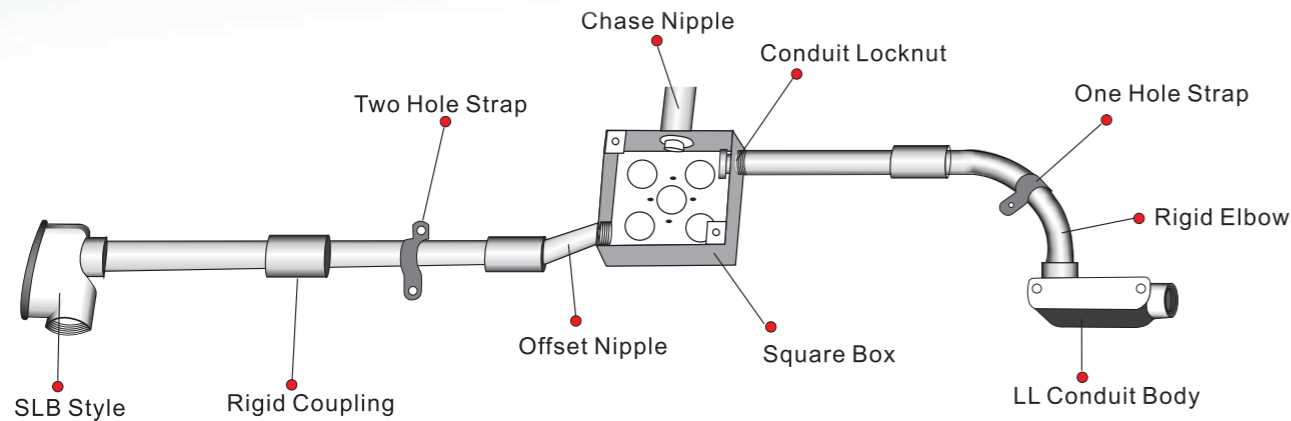


#### Contact Details

Office.: Hangzhou / China  
Tel: +86-571-28909912  
Fax: +86-571-28886901  
sales@prostar-ele.net  
electricalpipe@188.com  
www.prostar-ele.net

Everything we do is for the perfection of electric wiring





## Steel Conduit & Fittings

- EMT Conduit,IMC Conduit,Rigid Steel Conduit
- EMT Connectors and Couplings
- Other Fittings for EMT Conduit
- IMC Conduit,Rigid Steel Conduit Fittings
- Conduit Body,Weatherproof Box
- Meter Socket Box
- Steel Boxes and Covers

## Flex Steel Conduit & Fittings


- Flexible Steel Conduit
- PVC Coated Flexible Conduit
- Liquid Tight Conduit
- Liquid Tight Connector
- Squeeze Connector
- Other Connector

## Strut Channel & Fittings

- Unistrut Channel
- Spring Nut,Thread Rods
- Strut Clamp,Conduit Hanger
- Beam Clamp
- Other Channel Fittings

## Electrical Conduit Tools

- Conduit Bender
- Fish Wire Tape,Cable Puller
- PVC Bending Spring
- Cable Glands
- Terminal Blocks
- Cable Ties,Cable Clips



## EMT Conduit Pipe Accord to ANSI C80.3, UL797

### Dimensions for Standard

Finish: Pre-galvanized  
Hot dip galvanized


Trade Size Designator		Nominal Outside Dia.		Nominal Wall Thickness		Two Length	
U.S.	Metric	in.	mm	in.	mm	mm	mm
1/2"	16	0.706	17.93	0.042	1.07	3000	3050
3/4"	21	0.922	23.42	0.049	1.24	3000	3050
1"	27	1.163	29.54	0.057	1.45	3000	3050
1 1/4"	35	1.510	38.35	0.065	1.65	3000	3050
1 1/2"	41	1.740	44.20	0.065	1.65	3000	3050
2"	53	2.197	55.80	0.065	1.65	3000	3050
2 1/2"	63	2.875	73.03	0.072	1.83	3000	3050
3"	78	3.500	88.90	0.072	1.83	3000	3050
3 1/2"	91	4.000	101.60	0.083	2.11	3000	3050
4"	103	4.500	114.30	0.083	2.11	3000	3050

### Dimensions for Thinwall Thickness

Finish: Pre-galvanized

Trade Size Designator		Nominal Outside Dia.		Nominal Wall Thickness		Two Length	
U.S.	Metric	in.	mm	in.	mm	mm	mm
1/2"	16	0.706	17.93	0.031	0.80	3000	3050
3/4"	21	0.922	23.42	0.035	0.90	3000	3050
1"	27	1.163	29.54	0.039	1.00	3000	3050
1 1/4"	35	1.510	38.35	0.051	1.30	3000	3050
1 1/2"	41	1.740	44.20	0.051	1.30	3000	3050
2"	53	2.197	55.80	0.055	1.40	3000	3050

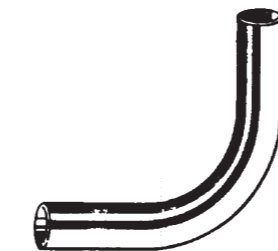
Note: All information available at the time of order  
If you need other thickness or length pls contact us.



## EMT Elbows

Finish: Pre-galvanized  
Electro-galvanized  
Hot dip galvanized

Cat.No.	Cat.No.	Size
8300	8310	1/2"
8301	8311	3/4"
8302	8312	1"
8303	8313	1 1/4"
8304	8314	1 1/2"
8305	8315	2"
8306	8316	2 1/2"
8307	8317	3"
8308	8318	3 1/2"
8309	8319	4"



## IMC Conduit Pipe

### Accord to ANSI C80.6, UL1242

Dimensions for Standard  
Finish: Hot dip galvanized

Trade Size Designator		Nominal Outside Dia.		Nominal Wall Thickness		Length	
U.S.	Metric	in.	mm	in.	mm	ft.	mm
1/2"	16	0.815	20.70	0.078	1.98	10	3000
3/4"	21	1.029	26.10	0.083	2.10	10	3000
1"	27	1.290	32.77	0.093	2.35	10	3000
1 1/4"	35	1.638	41.59	0.095	2.42	10	3000
1 1/2"	41	1.883	47.82	0.100	2.54	10	3000
2"	53	2.360	59.93	0.105	2.67	10	3000
2 1/2"	63	2.857	72.57	0.150	3.81	10	3000
3"	78	3.476	88.29	0.150	3.81	10	3000
3 1/2"	91	3.971	100.86	0.150	3.81	10	3000
4"	103	4.466	113.44	0.150	3.81	10	3000



## Rigid Steel Conduit

### Accord to ANSI C80.1, UL6

Dimensions for Standard  
Finish: Hot dip galvanized


Trade Size Designator		Nominal Outside Dia.		Nominal Wall Thickness		Length	
U.S.	Metric	in.	mm	in.	mm	ft.	mm
1/2"	16	0.840	21.34	0.104	2.64	10	3000
3/4"	21	1.050	26.67	0.107	2.72	10	3000
1"	27	1.315	33.40	0.126	3.20	10	3000
1 1/4"	35	1.660	42.16	0.133	3.38	10	3000
1 1/2"	41	1.900	48.26	0.138	3.51	10	3000
2"	53	2.375	60.33	0.146	3.71	10	3000
2 1/2"	63	2.875	73.03	0.193	4.90	10	3000
3"	78	3.500	88.90	0.205	5.21	10	3000
3 1/2"	91	4.000	101.60	0.215	5.46	10	3000
4"	103	4.500	114.30	0.225	5.72	10	3000
5"	129	5.563	141.30	0.245	6.22	10	3000
6"	155	6.625	168.30	0.266	6.76	10	3000



### Dimensions for Thinwall Thickness

Finish: Pre-galvanized

Trade Size Designator		Nominal Outside Dia.		Thinner Wall Thickness		Two Length	
U.S.	Metric	in.	mm	mm	mm	mm	mm
1/2"	16	0.815	20.70	1.79	1.45	3000	3050
3/4"	21	1.029	26.10	1.90	1.45	3000	3050
1"	27	1.290	32.77	2.15	1.80	3000	3050
1 1/4"	35	1.638	41.59	2.16	2.00	3000	3050
1 1/2"	41	1.883	47.82	2.29	2.00	3000	3050
2"	53	2.360	59.93	2.41	2.00	3000	3050

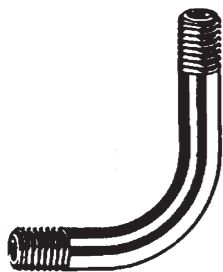


Note: All information available at the time of order  
If you need other thickness or length pls contact us.

### IMC Elbows

Finish: Pre-galvanized  
Electro-galvanized  
Hot dip galvanized

Cat.No.	Size
8320	1/2"
8321	3/4"
8322	1"
8323	1 1/4"
8324	1 1/2"
8325	2"
8326	2 1/2"
8327	3"
8328	3 1/2"
8329	4"



### IMC Coupling

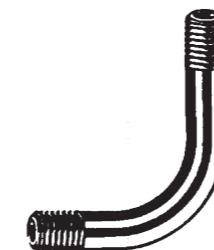
Electro-galvanized

Cat.No.	Size
IC-050	1/2"
IC-075	3/4"
IC-100	1"
IC-125	1 1/4"
IC-150	1 1/2"
IC-200	2"
IC-250	2 1/2"
IC-300	3"
IC-350	3 1/2"
IC-400	4"

### Rigid Conduit Elbows

Finish: Electro-galvanized  
Hot dip galvanized

Cat.No.	Cat.No.	Size
8344	8356	1/2"
8345	8357	3/4"
8346	8358	1"
8347	8359	1 1/4"
8348	8360	1 1/2"
8349	8361	2"
8350	8362	2 1/2"
8351	8363	3"
8352	8364	3 1/2"
8353	8365	4"
8354	8366	5"
8355	8367	6"



### Rigid Conduit Coupling

Finish: Electro-galvanized  
Hot dip galvanized

Cat.No.	Size
0324	1/2"
0325	3/4"
0326	1"
0327	1 1/4"
0328	1 1/2"
0329	2"
0330	2 1/2"
0331	3"
0332	3 1/2"
0333	4"
0334	5"
0335	6"

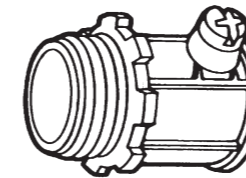




## EMT Conduit Fittings

### EMT Set Screw Connectors-Zinc


- Use to Terminate EMT Pipe to Box



Cat.No.	Cat.No.	Conduit Size
Non-Insulated		Insulated
SSCN-050	SSCN-050I	1/2"
SSCN-075	SSCN-075I	3/4"
SSCN-100	SSCN-100I	1"
SSCN-125	SSCN-125I	1 1/4"
SSCN-150	SSCN-150I	1 1/2"
SSCN-200	SSCN-200I	2"
SSCN-250	SSCN-250I	2 1/2"
SSCN-300	SSCN-300I	3"
SSCN-400	SSCN-400I	4"

### EMT Set Screw Couplings-Zinc

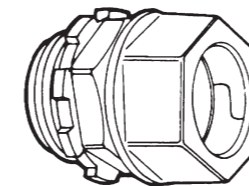
- Use to Couple two ends of EMT Pipe



Cat.No.	Conduit Size
SSCP-050	1/2"
SSCP-075	3/4"
SSCP-100	1"
SSCP-125	1 1/4"
SSCP-150	1 1/2"
SSCP-200	2"
SSCP-250	2 1/2"
SSCP-300	3"
SSCP-400	4"

### EMT Compression Connectors-Zinc

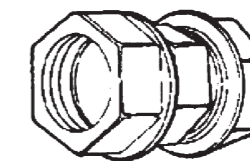
- Use to Terminate EMT Pipe to Box



Cat.No.	Cat.No.	Conduit Size
Non-Insulated		Insulated
CCN-050	CCN-050I	1/2"
CCN-075	CCN-075I	3/4"
CCN-100	CCN-100I	1"
CCN-125	CCN-125I	1 1/4"
CCN-150	CCN-150I	1 1/2"
CCN-200	CCN-200I	2"

### EMT Compression Couplings-Zinc


- Use to Couple two ends of EMT Pipe



Cat.No.	Conduit Size
CCP-050	1/2"
CCP-075	3/4"
CCP-100	1"
CCP-125	1 1/4"
CCP-150	1 1/2"
CCP-200	2"

### EMT Set Screw Connectors-Aluminum


- Use to Terminate EMT Pipe to Box



Cat.No.	Cat.No.	Conduit Size
Non-Insulated		Insulated
SSCN-050A	SSCN-050AI	1/2"
SSCN-075A	SSCN-075AI	3/4"
SSCN-100A	SSCN-100AI	1"
SSCN-125A	SSCN-125AI	1 1/4"
SSCN-150A	SSCN-150AI	1 1/2"
SSCN-200A	SSCN-200AI	2"

### EMT Set Screw Couplings-Aluminum

- Use to Couple two ends of EMT Pipe



Cat.No.	Conduit Size
SSCP-050A	1/2"
SSCP-075A	3/4"
SSCP-100A	1"
SSCP-125A	1 1/4"
SSCP-150A	1 1/2"
SSCP-200A	2"

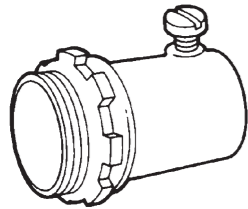




## EMT Conduit Fittings

### EMT Set Screw Connectors-Steel

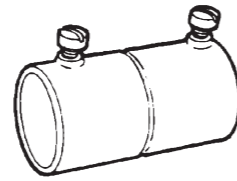
- Use to Terminate EMT Pipe to Box



Cat.No.	Cat.No.	Conduit Size
Non-Insulated		
H-50S	H-50SI	1/2"
H-75S	H-75SI	3/4"
H-100S	H-100SI	1"
H-125S	H-125SI	1 1/4"
H-150S	H-150SI	1 1/2"
H-200S	H-200SI	2"
H-250S	H-250SI	2 1/2"
H-300S	H-300SI	3"
H-350S	H-350SI	3 1/2"
H-400S	H-400SI	4"

### EMT Set Screw Couplings-Steel

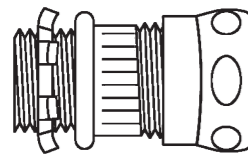
- Use to Couple two ends of EMT Pipe



Cat.No.	Conduit Size
Z-50S	1/2"
Z-75S	3/4"
Z-100S	1"
Z-125S	1 1/4"
Z-150S	1 1/2"
Z-200S	2"
Z-250S	2 1/2"
Z-300S	3"
Z-350S	3 1/2"
Z-400S	4"

### EMT Compression Connectors-Steel

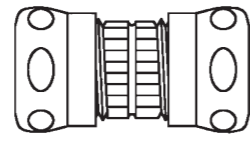
- Use to Terminate EMT Pipe to Box



Cat.No.	Cat.No.	Conduit Size
Non-Insulated		
ZC-50S	ZC-50SI	1/2"
ZC-75S	ZC-75SI	3/4"
ZC-100S	ZC-100SI	1"
ZC-125S	ZC-125SI	1 1/4"
ZC-150S	ZC-150SI	1 1/2"
ZC-200S	ZC-200SI	2"
ZC-250S	ZC-250SI	2 1/2"
ZC-300S	ZC-300SI	3"
ZC-350S	ZC-350SI	3 1/2"
ZC-400S	ZC-400SI	4"

### EMT Compression Couplings-Steel


- Use to Couple two ends of EMT Pipe



Cat.No.	Conduit Size
ZCC-50S	1/2"
ZCC-75S	3/4"
ZCC-100S	1"
ZCC-125S	1 1/4"
ZCC-150S	1 1/2"
ZCC-200S	2"
ZCC-250S	2 1/2"
ZCC-300S	3"
ZCC-350S	3 1/2"
ZCC-400S	4"

### EMT Capped Corner Couplings-Zinc

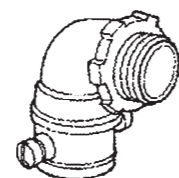
- EMT Pipe to EMT Pipe



Cat.No.	Conduit Size
CCC-050	1/2"
CCC-075	3/4"
CCC-100	1"

### EMT Connector Set Screw Type 90° -Zinc

- EMT Pipe to Box when 90 degree turns

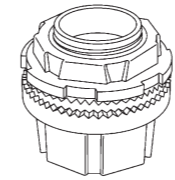


Cat.No.	Conduit Size
ECSS-075	3/4"
ECSS-100	1"
ECSS-125	1 1/4"

## Steel Conduit Fittings

### Watertight Hubs-Zinc

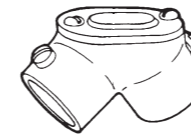
- With insulated throat



Cat.No.	Conduit Size
H-050	1/2"
H-075	3/4"
H-100	1"
H-125	1 1/4"
H-150	1 1/2"
H-200	2"
H-250	2 1/2"
H-300	3"
H-400	4"

### EMT Pull Corner Elbows-Zinc

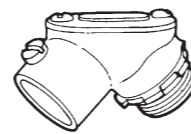
- EMT Pipe to EMT Pipe



Cat.No.	Conduit Size
ETE-050	1/2"
ETE-075	3/4"
ETE-100	1"

### Pull Corner Elbows-Zinc

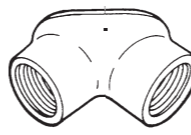
- EMT Pipe to Box



Cat.No.	Conduit Size
ETB-050	1/2"
ETB-075	3/4"
ETB-100	1"

### Pull Corner Elbows-Zinc

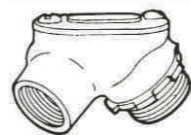
- Rigid Conduit to Rigid Conduit



Cat.No.	Conduit Size
RTR-050	1/2"
RTR-075	3/4"
RTR-100	1"

### Pull Corner Elbows-Zinc

- Rigid Conduit to Box



Cat.No.	Conduit Size
RTB-050	1/2"
RTB-075	3/4"
RTB-100	1"

### Reducing Bushings

- Electro-galvanized Steel



Cat.No.	Conduit Size
RB-075050	3/4" x 1/2"
RB-100050	1" x 1/2"
RB-100075	1" x 3/4"
RB-125050	1 1/4" x 1/2"
RB-125075	1 1/4" x 3/4"
RB-125100	1 1/4" x 1"
RB-150050	1 1/2" x 1/2"
RB-150075	1 1/2" x 3/4"
RB-150100	1 1/2" x 1"
RB-150125	1 1/2" x 1 1/4"
RB-200050	2" x 1/2"
RB-200075	2" x 3/4"
RB-200100	2" x 1"
RB-200125	2" x 1 1/4"
RB-200150	2" x 1 1/2"

### Rigid Male Enlarger-Malleable Iron

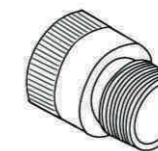
- Adapt an outlet hole to next large size



Cat.No.	Conduit Size
RME-5075	1/2" M x 3/4" F
RME-75100	3/4" M x 1" F

### Rigid Male Enlarger-Steel

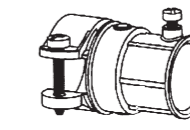
- Adapt an outlet hole to next large size



Cat.No.	Conduit Size
ME-050075	1/2" M x 3/4" F
ME-050100	1/2" M x 1" F
ME-075100	3/4" M x 1" F

### EMT Combination Couplings-Zinc

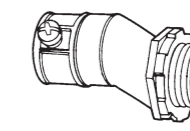
- EMT Pipe to Flex



Cat.No.	Conduit Size
ESC-050	1/2"
ESC-075	3/4"
ESC-100	1"

### EMT Offset Connectors-Zinc

- EMT Pipe to Box



Cat.No.	Conduit Size
OFC-050	1/2"
OFC-075	3/4"
OFC-100	1"



## Steel Conduit Fittings

### EMT One Hole Strap

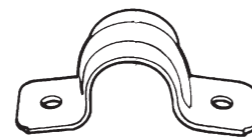
- Electro-galvanized
- Pre-galvanized



Cat.No.	Conduit Size
OSP-050	1/2"
OSP-075	3/4"
OSP-100	1"
OSP-125	1 1/4"
OSP-150	1 1/2"
OSP-200	2"
OSP-250	2 1/2"
OSP-300	3"
OSP-350	3 1/2"
OSP-400	4"

### EMT Two Hole Strap

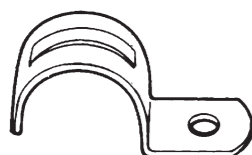
- Electro-galvanized
- Pre-galvanized



Cat.No.	Conduit Size
TSP-050	1/2"
TSP-075	3/4"
TSP-100	1"
TSP-125	1 1/4"
TSP-150	1 1/2"
TSP-200	2"
TSP-250	2 1/2"
TSP-300	3"
TSP-350	3 1/2"
TSP-400	4"

### Rigid One Hole Strap

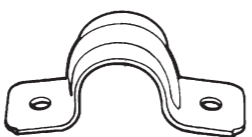
- Electro-galvanized
- Pre-galvanized



Cat.No.	Conduit Size
OSP-050R	1/2"
OSP-075R	3/4"
OSP-100R	1"
OSP-125R	1 1/4"
OSP-150R	1 1/2"
OSP-200R	2"
OSP-250R	2 1/2"
OSP-300R	3"
OSP-350R	3 1/2"
OSP-400R	4"

### Rigid Two Hole Strap

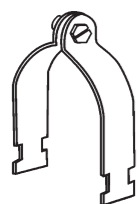
- Electro-galvanized
- Pre-galvanized



Cat.No.	Conduit Size
TSP-050R	1/2"
TSP-075R	3/4"
TSP-100R	1"
TSP-125R	1 1/4"
TSP-150R	1 1/2"
TSP-200R	2"
TSP-250R	2 1/2"
TSP-300R	3"
TSP-350R	3 1/2"
TSP-400R	4"

### Strut Clamps

- Electro-galvanized
- Hot dip galvanized
- SS304 / SS316



Cat.No.	Cat.No.	Conduit Size
	Rigid	
	EMT	
SC-050	SC-050E	1/2"
SC-075	SC-075E	3/4"
SC-100	SC-100E	1"
SC-125	SC-125E	1 1/4"
SC-150	SC-150E	1 1/2"
SC-200	SC-200E	2"
SC-250	-	2 1/2"
SC-300	-	3"
SC-350	-	3 1/2"
SC-400	-	4"
SC-500	-	5"
SC-600	-	6"
SC-800	-	8"

### Conduit Hanger With Bolt and Nut

- Electro-galvanized
- Pre-galvanized



Cat.No.	Conduit Size
CH-050	1/2"
CH-075	3/4"
CH-100	1"
CH-125	1 1/4"
CH-150	1 1/2"
CH-200	2"
CH-250	2 1/2"
CH-300	3"
CH-350	3 1/2"
CH-400	4"

### Rigid Conduit Nipples

- Electro-galvanized



Cat.No.	Pipe Size	Length
8380	1/2"	Close
8380112	1/2"	1 1/2"
83802	1/2"	2"
8380212	1/2"	2 1/2"
83803	1/2"	3"
8380312	1/2"	3 1/2"
83804	1/2"	4"
83805	1/2"	5"
83806	1/2"	6"
83808	1/2"	8"
838010	1/2"	10"
838012	1/2"	12"
8381	3/4"	Close
83812	3/4"	2"
8381212	3/4"	2 1/2"
83813	3/4"	3"
8381312	3/4"	3 1/2"
83814	3/4"	4"
83815	3/4"	5"
83816	3/4"	6"
83818	3/4"	8"
838110	3/4"	10"
838112	3/4"	12"
8382	1"	Close
83822	1"	2"
8382212	1"	2 1/2"
83823	1"	3"
8382312	1"	3 1/2"
83824	1"	4"
83825	1"	5"
83826	1"	6"
83828	1"	8"
838210	1"	10"
838212	1"	12"
8383	1 1/4"	Close
83832	1 1/4"	2"
8383212	1 1/4"	2 1/2"
83833	1 1/4"	3"
8383312	1 1/4"	3 1/2"
83834	1 1/4"	4"
83835	1 1/4"	5"
83836	1 1/4"	6"
83838	1 1/4"	8"
838310	1 1/4"	10"
838312	1 1/4"	12"



Cat.No.	Pipe Size	Length
8384	1 1/2"	Close
83842	1 1/2"	2"
8384212	1 1/2"	2 1/2"
83843	1 1/2"	3"
8384312	1 1/2"	3 1/2"
83844	1 1/2"	4"
83845	1 1/2"	5"
83846	1 1/2"	6"
83848	1 1/2"	8"
838410	1 1/2"	10"
838412	1 1/2"	12"
8385	2"	Close
8385212	2"	2 1/2"
83853	2"	3"
8385312	2"	3 1/2"
83854	2"	4"
83855	2"	5"
83856	2"	6"
83858	2"	8"
838510	2"	10"
838512	2"	12"
8386	2 1/2"	Close
83863	2 1/2"	3"
8386312	2 1/2"	3 1/2"
83864	2 1/2"	4"
83865	2 1/2"	5"
83866	2 1/2"	6"
83868	2 1/2"	8"
838610	2 1/2"	10"
838612	2 1/2"	12"
8387	3"	Close
83873	3"	3"
8387312	3"	3 1/2"
83874	3"	4"
83875	3"	5"
83876	3"	6"
83878	3"	8"
838710	3"	10"
838712	3"	12"
8388	3 1/2"	Close
83884	3 1/2"	4"
83885	3 1/2"	5"
83886	3 1/2"	6"
83888	3 1/2"	8"
838810	3 1/2"	10"
838812	3 1/2"	12"
8389	4"	Close
83894	4"	4"
83895	4"	5"
83896	4"	6"
83898	4"	8"
838910	4"	10"
838912	4"	12"



## Rigid Conduit Fittings

### Rigid Set Screw Connectors-Steel

- Use to Terminate IMC/Rigid Pipe to Box



Cat.No.	Conduit Size
SSCN-050R	1/2"
SSCN-075R	3/4"
SSCN-100R	1"
SSCN-125R	1 1/4"
SSCN-150R	1 1/2"
SSCN-200R	2"

### Rigid Set Screw Couplings-Steel

- Use to Couple two ends of IMC/Rigid Pipe



Cat.No.	Conduit Size
SSCP-050R	1/2"
SSCP-075R	3/4"
SSCP-100R	1"
SSCP-125R	1 1/4"
SSCP-150R	1 1/2"
SSCP-200R	2"

### Rigid Compression Connectors-Steel

- Use to Terminate IMC/Rigid Pipe to Box



Cat.No.	Conduit Size
Y-RT50	1/2"
Y-RT75	3/4"
Y-RT100	1"
Y-RT125	1 1/4"
Y-RT150	1 1/2"
Y-RT200	2"

### Rigid Compression Couplings-Steel

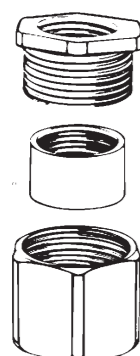
- Use to Couple two ends of IMC/Rigid Pipe



Cat.No.	Conduit Size
Y-RTC50	1/2"
Y-RTC75	3/4"
Y-RTC100	1"
Y-RTC125	1 1/4"
Y-RTC150	1 1/2"
Y-RTC200	2"

### 3-piece Union-Malleable Iron / Steel

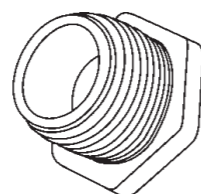
- Zinc plated



Cat.No.	Conduit Size
TPU-050	1/2"
TPU-075	3/4"
TPU-100	1"
TPU-125	1 1/4"
TPU-150	1 1/2"
TPU-200	2"
TPU-250	2 1/2"
TPU-300	3"
TPU-350	3 1/2"
TPU-400	4"
TPU-500	5"
TPU-600	6"

### Conduit Nipples-Malleable Iron

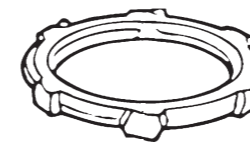
- Connect Box to Conduit Coupling



Cat.No.	Conduit Size
MCN-050	1/2"
MCN-075	3/4"
MCN-100	1"
MCN-125	1 1/4"
MCN-150	1 1/2"
MCN-200	2"
MCN-250	2 1/2"
MCN-300	3"
MCN-350	3 1/2"
MCN-400	4"
MCN-500	5"
MCN-600	6"

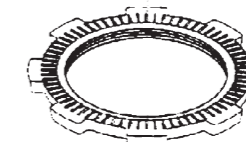
## Steel Conduit Fittings

### Steel Locknuts



Cat.No.	Cat.No.	Conduit Size
W/Sealing		
LN-050	LN-050I	1/2"
LN-075	LN-075I	3/4"
LN-100	LN-100I	1"
LN-125	LN-125I	1 1/4"
LN-150	LN-150I	1 1/2"
LN-200	LN-200I	2"
LN-250	LN-250I	2 1/2"
LN-300	LN-300I	3"
LN-350	LN-350I	3 1/2"
LN-400	LN-400I	4"
LN-500	LN-500I	5"
LN-600	LN-600I	6"

### Zinc Locknuts



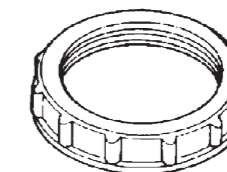
Cat.No.	Conduit Size
ZLN-050	1/2"
ZLN-075	3/4"
ZLN-100	1"
ZLN-125	1 1/4"
ZLN-150	1 1/2"
ZLN-200	2"
ZLN-250	2 1/2"
ZLN-300	3"
ZLN-350	3 1/2"
ZLN-400	4"

### Conduit Bushing-Die Cast Zinc



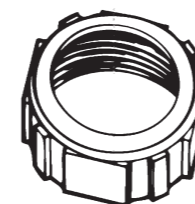
Cat.No.	Cat.No.	Conduit Size
Non-Insulated		
CB-050	CB-050I	1/2"
CB-075	CB-075I	3/4"
CB-100	CB-100I	1"
CB-125	CB-125I	1 1/4"
CB-150	CB-150I	1 1/2"
CB-200	CB-200I	2"
CB-250	CB-250I	2 1/2"
CB-300	CB-300I	3"
CB-350	CB-350I	3 1/2"
CB-400	CB-400I	4"
Insulated		
CB-050	CB-050I	1/2"
CB-075	CB-075I	3/4"
CB-100	CB-100I	1"
CB-125	CB-125I	1 1/4"
CB-150	CB-150I	1 1/2"
CB-200	CB-200I	2"
CB-250	CB-250I	2 1/2"
CB-300	CB-300I	3"
CB-350	CB-350I	3 1/2"
CB-400	CB-400I	4"

### Plastic Bushing-Thermoplastic




Cat.No.	Conduit Size
IPB-050	1/2"
IPB-075	3/4"
IPB-100	1"
IPB-125	1 1/4"
IPB-150	1 1/2"
IPB-200	2"
IPB-250	2 1/2"
IPB-300	3"
IPB-350	3 1/2"
IPB-400	4"

### Conduit Bushing-Malleable Iron



Cat.No.	Cat.No.	Conduit Size
Non-Insulated		
CB-050M	CB-050MI	1/2"
CB-075M	CB-075MI	3/4"
CB-100M	CB-100MI	1"
CB-125M	CB-125MI	1 1/4"
CB-150M	CB-150MI	1 1/2"
CB-200M	CB-200MI	2"
CB-250M	CB-250MI	2 1/2"
CB-300M	CB-300MI	3"
CB-350M	CB-350MI	3 1/2"
CB-400M	CB-400MI	4"
CB-500M	CB-500MI	5"
CB-600M	CB-600MI	6"
Insulated		
CB-050MG	CB-050MGI	1/2"
CB-075MG	CB-075MGI	3/4"
CB-100MG	CB-100MGI	1"
CB-125MG	CB-125MGI	1 1/4"
CB-150MG	CB-150MGI	1 1/2"
CB-200MG	CB-200MGI	2"
CB-250MG	CB-250MGI	2 1/2"
CB-300MG	CB-300MGI	3"
CB-350MG	CB-350MGI	3 1/2"
CB-400MG	CB-400MGI	4"
CB-500MG	CB-500MGI	5"
CB-600MG	CB-600MGI	6"

### Grounding Bushing-Malleable Iron Zinc Die Cast

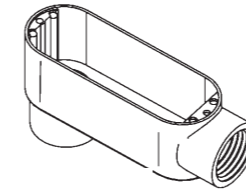


Cat.No.	Conduit Size
Insulated	
CB-050MG	1/2"
CB-075MG	3/4"
CB-100MG	1"
CB-125MG	1 1/4"
CB-150MG	1 1/2"
CB-200MG	2"
CB-250MG	2 1/2"
CB-300MG	3"
CB-350MG	3 1/2"
CB-400MG	4"
CB-500MG	5"
CB-600MG	6"



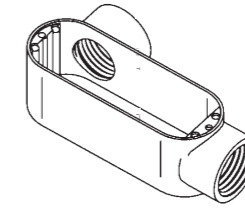
## Rigid / IMC Threaded Type Conduit Body

### LB Style



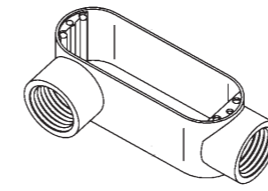
Cat.No. Aluminum	Conduit Size
LB-050	1/2"
LB-075	3/4"
LB-100	1"
LB-125	1 1/4"
LB-150	1 1/2"
LB-200	2"
LB-250	2 1/2"
LB-300	3"
LB-350	3 1/2"
LB-400	4"

### LL Style



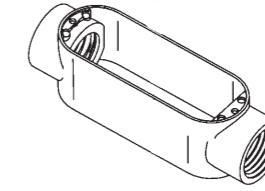
Cat.No. Aluminum	Conduit Size
LL-050	1/2"
LL-075	3/4"
LL-100	1"
LL-125	1 1/4"
LL-150	1 1/2"
LL-200	2"
LL-250	2 1/2"
LL-300	3"
LL-350	3 1/2"
LL-400	4"

### LR Style



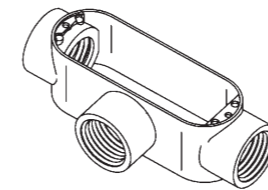
Cat.No. Aluminum	Conduit Size
LR-050	1/2"
LR-075	3/4"
LR-100	1"
LR-125	1 1/4"
LR-150	1 1/2"
LR-200	2"
LR-250	2 1/2"
LR-300	3"
LR-350	3 1/2"
LR-400	4"

### C Style



Cat.No. Aluminum	Conduit Size
C-050	1/2"
C-075	3/4"
C-100	1"
C-125	1 1/4"
C-150	1 1/2"
C-200	2"
C-250	2 1/2"
C-300	3"
C-350	3 1/2"
C-400	4"

### T Style




Cat.No. Aluminum	Conduit Size
T-050	1/2"
T-075	3/4"
T-100	1"
T-125	1 1/4"
T-150	1 1/2"
T-200	2"
T-250	2 1/2"
T-300	3"
T-350	3 1/2"
T-400	4"

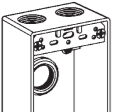





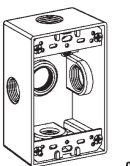
## Aluminum Weatherproof Boxes

### 4x2" Single Gang

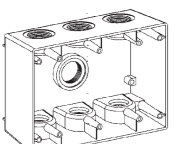
	Cat.No.	Hub Size	Deep	Outlets
Three Outlets 	1G50-3	1/2"	2"	Top 1
	1G75-3	3/4"	2"	Bottom 1
	1G100-3	1"	2"	Back 1
	1DG50-3	1/2"	2 5/8"	Total 3
	1DG75-3	3/4"	2 5/8"	
	1DG100-3	1"	2 5/8"	

	Cat.No.	Hub Size	Deep	Outlets
Four Outlets 	1G50-4	1/2"	2"	Top 2
	1G75-4	3/4"	2"	Bottom 1
	1DG50-4	1/2"	2 5/8"	Back 1
	1DG75-4	3/4"	2 5/8"	Total 4

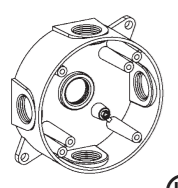
	Cat.No.	Hub Size	Deep	Outlets
Five Outlets 	1G50-5	1/2"	2"	Top 2
	1G75-5	3/4"	2"	Bottom 2
				Back 1
			Total 5	

	Cat.No.	Hub Size	Deep	Outlets
Five Outlets(2 side) 	1G50-5X	1/2"	2"	Top 1
	1G75-5X	3/4"	2"	Bottom 1
	1DG50-5X	1/2"	2 5/8"	Side 1
	1DG75-5X	3/4"	2 5/8"	Side 1
	1DG100-5X	1"	2 5/8"	Back 1
				Total 5

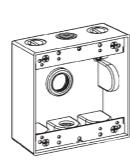
### Three Gang

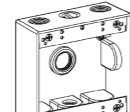
	Cat.No.	Hub Size	Deep	Outlets
	3G50-7	1/2"	2 5/8"	Top 3
	3G75-7	3/4"	2 5/8"	Bottom 3
	3G100-7	1"	2 5/8"	Back 1
				Total 7

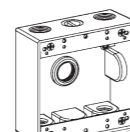
### 4" Round Boxes

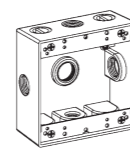
	Cat.No.	Hub Size	Deep	Outlets
	RB50-5	1/2"	1 9/16"	Bottom 1
	RB75-5	3/4"	1 9/16"	Side 1
				Side 1
				Side 1
				Side 1
			Total 5	

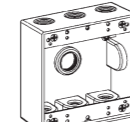
### 4x4" Two Gang

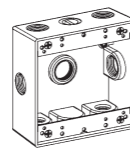
	Cat.No.	Hub Size	Deep	Outlets
Three Outlets 	2G50-3	1/2"	2 3/16"	Top 1
	2G75-3	3/4"	2 3/16"	Bottom 1
	2G100-3	1"	2 3/16"	Back 1
				Total 3

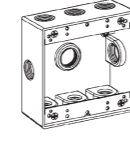
	Cat.No.	Hub Size	Deep	Outlets
Four Outlets 	2G50-4	1/2"	2 3/16"	Top 2
	2G75-4	3/4"	2 3/16"	Bottom 1
	2G100-4	1"	2 3/16"	Back 1
				Total 4

	Cat.No.	Hub Size	Deep	Outlets
Five Outlets 	2G50-5	1/2"	2 3/16"	Top 2
	2G75-5	3/4"	2 3/16"	Bottom 2
	2DG50-5	1/2"	2 5/8"	Back 1
	2DG75-5	3/4"	2 5/8"	Total 5
	2DG100-5	1"	2 5/8"	

	Cat.No.	Hub Size	Deep	Outlets
Five Outlets(2 side) 	2G50-5X	1/2"	2 3/16"	Top 1
	2G75-5X	3/4"	2 3/16"	Bottom 1
	2G100-5X	1"	2 3/16"	Side 1
				Side 1
				Back 1
			Total 5	

	Cat.No.	Hub Size	Deep	Outlets
Seven Outlets 	2G50-7	1/2"	2 3/16"	Top 3
	2G75-7	3/4"	2 3/16"	Bottom 3
				Back 1
			Total 7	

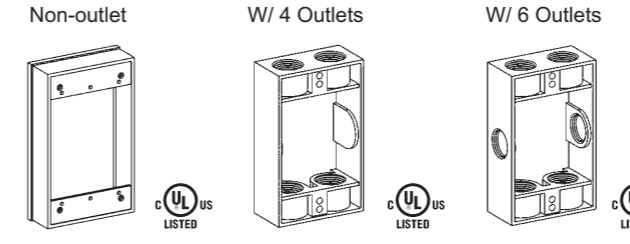
	Cat.No.	Hub Size	Deep	Outlets
Seven Outlets(2 side) 	2G50-7X	1/2"	2 3/16"	Top 2
	2G75-7X	3/4"	2 3/16"	Bottom 2
	2DG50-7X	1/2"	2 5/8"	Side 1
	2DG75-7X	3/4"	2 5/8"	Side 1
	2DG100-7X	1"	2 5/8"	Back 1
				Total 7

	Cat.No.	Hub Size	Deep	Outlets
Nine Outlets 	2G50-9	1/2"	2 3/16"	Top 3
	2G75-9	3/4"	2 3/16"	Bottom 3
				Side 1
				Side 1
			Back 1	
			Total 9	

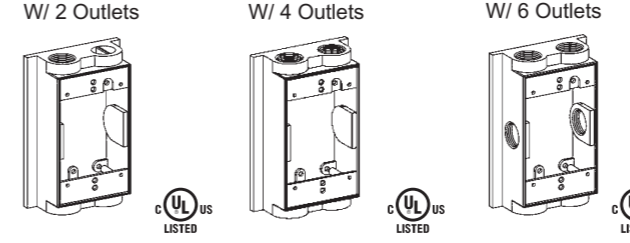
## Weatherproof Boxes and Covers

### Extensions-Single Gang


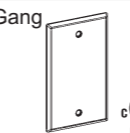
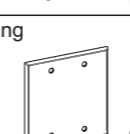

Cat.No.	Hub Size	Deep	Outlets
EXR-1	N/A	1 3/8"	0
EXB50-4	1/2"	1 3/8"	4
EXB75-4	3/4"	1 3/8"	4
EXB50-6	1/2"	1 3/8"	6
EXB75-6	3/4"	1 3/8"	6



Cat.No.	Hub Size	Deep	Outlets
EXF50-2	1/2"	1 1/8"	2
EXF50-4	1/2"	1 1/8"	4
EXF75-4	3/4"	1 1/8"	4
EXF50-6	1/2"	1 1/8"	6
EXF75-6	3/4"	1 1/8"	6

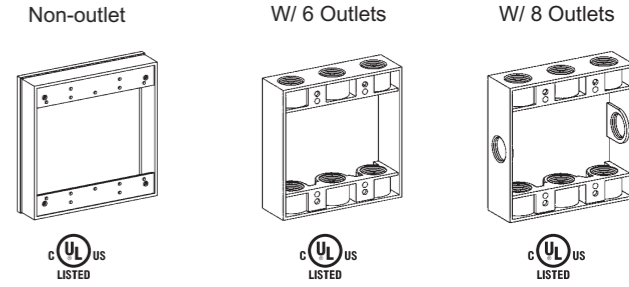


### Blank Covers

	Cat.No.	Description
Round 	RBC-4	4" Round Cover
Single Gang 	1BC	1 Gang Device Mount
Two Gang 	2BC	2 Gang Device Mount
Three Gang 	3BC	3 Gang Device Mount

### Extensions-Two Gang

Cat.No.	Hub Size	Deep	Outlets
EXR-2	-	1 3/8"	0
2EXB50-6	1/2"	1 3/8"	6
2EXB75-6	3/4"	1 3/8"	6
2EXB50-8	1/2"	1 3/8"	8
2EXB75-8	3/4"	1 3/8"	8



### Extensions-Round

Cat.No.	Hub Size	Deep	Outlets
EXR50-4	1/2"	1 1/8"	4
EXR75-4	3/4"	1 1/8"	4

### Closure Plugs

Cat.No.	Hub Size
PL-050	1/2"
PL-075	3/4"
PL-100	1"

### Lampholder-Aluminum

Cat.No.	Description
LH-150-5	Inside gasket and ground screw 150W PAR 38

### Lampholder Assemblies-Aluminum

Cat.No.	Description
LC23N	120V 150W PAR 38 Lamholder with Round Cover



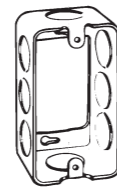
## Rectangular Boxes and Covers

### 4x2" Rectangular Boxes, Drawn Type



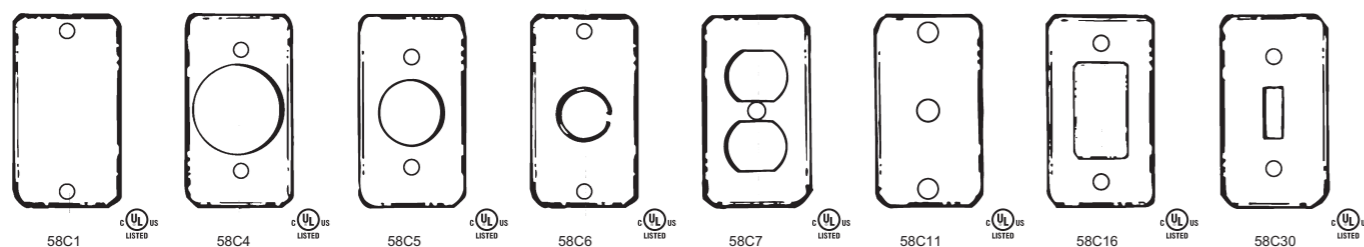
Cat.No.	Knockouts		
	EA.Side Conduit	EA.End Conduit	Bottom Conduit
1 1/2" Deep-with Conduit KO's Thickness: 0.8mm 1.0mm 1.2mm 1.5mm 1.6mm			
58351-1/2	3-1/2"	1-1/2"	3-1/2"
1 7/8" Deep-with Conduit KO's Thickness: 0.8mm 1.0mm 1.2mm 1.5mm 1.6mm			
58361-1/2	3-1/2"	1-1/2"	3-1/2"
58361-3/4	2-3/4"	1-3/4"	2-3/4"
58361-1/2&3/4	2-1/2" 1-3/4"	1-3/4"	2-1/2" 1-3/4"
2 1/8" Deep-with Conduit KO's Thickness: 1.2mm 1.5mm 1.6mm			
58371-1/2	3-1/2"	1-1/2"	3-1/2"
58371-3/4	2-3/4"	1-3/4"	2-3/4"
58371-1/2&3/4	2-1/2" 1-3/4"	1-3/4"	2-1/2" 1-3/4"
58371-1	2-1"	1-1"	1-1"

### 4x2" Rectangular Box Extension Rings



Cat.No.	Knockouts	
	EA.Side Conduit	EA.End Conduit
1 1/2" Deep-with Conduit KO's Thickness: 0.8mm 1.0mm 1.2mm 1.5mm 1.6mm		
59351-1/2	3-1/2"	1-1/2"
1 7/8" Deep-with Conduit KO's Thickness: 0.8mm 1.0mm 1.2mm 1.5mm 1.6mm		
59361-1/2	3-1/2"	1-1/2"
59361-3/4	2-3/4"	1-3/4"
59361-1/2&3/4	2-1/2" 1-3/4"	1-3/4"
2 1/8" Deep-with Conduit KO's Thickness: 1.2mm 1.5mm 1.6mm		
59371-1/2	3-1/2"	1-1/2"
59371-3/4	2-3/4"	1-3/4"
59371-1/2&3/4	2-1/2" 1-3/4"	1-3/4"
59371-1	2-1"	1-1"

### 4x2" Rectangular Box Covers

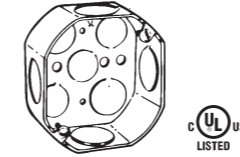


Cat.No.	Raised	Description
Raised 1/4" Thickness: 0.8mm 1.0mm 1.2mm 1.5mm 1.6mm		
58C1		Blank
58C4	1 1/32"	For 4-wire twist-lock single flush receptacle
58C5	1 1/32"	For single receptacle
58C6		With 1/2" KO.
58C7		For duplex flush receptacle
58C11		With 15/32" bushed hole
58C16		For single GFCI receptacle
58C30		For one toggle switch



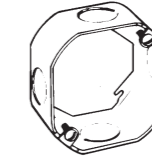
## Octagonal Boxes and Covers

### 4" Octagonal Boxes, Drawn Type

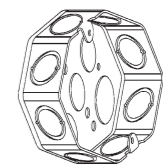


Cat.No.	Knockouts		
	EA.Side Conduit	EA.End Conduit	Bottom Conduit
1 1/2" Deep-with Conduit KO's Thickness: 0.8mm 1.0mm 1.2mm 1.5mm 1.6mm			
54151-1/2	1-1/2"	1-1/2"	5-1/2"
54151-3/4	1-3/4"	1-3/4"	3-1/2" 2-3/4"
54151-1/2&3/4	1-1/2"	1-3/4"	3-1/2" 2-3/4"
1 7/8" Deep-with Conduit KO's Thickness: 0.8mm 1.0mm 1.2mm 1.5mm			
54161-1/2	1-1/2"	1-1/2"	5-1/2"
54161-3/4	1-3/4"	1-3/4"	3-1/2" 2-3/4"
54161-1/2&3/4	1-1/2"	1-3/4"	3-1/2" 2-3/4"
2 1/8" Deep-with Conduit KO's Thickness: 0.8mm 1.0mm 1.2mm 1.5mm 1.6mm			
54171-1/2	1-1/2"	1-1/2"	5-1/2"
54171-3/4	1-3/4"	1-3/4"	3-1/2" 2-3/4"
54171-1/2&3/4	1-1/2"	1-3/4"	3-1/2" 2-3/4"
54171-1	1-1"	1-1"	3-1/2" 2-3/4"

### 4" Octagonal Box Extension Rings, Drawn Type



Cat.No.	Knockouts	
	EA.Side Conduit	EA.End Conduit
1 1/2" Deep-with Conduit KO's Thickness: 0.8mm 1.0mm 1.2mm 1.5mm 1.6mm		
55151-1/2	1-1/2"	1-1/2"
55151-3/4	1-3/4"	1-3/4"
55151-1/2&3/4	1-1/2"	1-3/4"



### 4" Octagonal Side Boxes, Drawn Type

Cat.No.	Knockouts		
	EA.Side Conduit	EA.End Conduit	Bottom Conduit
1 3/4" Deep-with Conduit KO's Thickness: 1.2mm 1.5mm 1.6mm			
54151C-1/2&3/4	1-1/2" & 3/4"	1-1/2" & 3/4"	3-1/2" 2-3/4"

### 4" Octagonal Box Covers

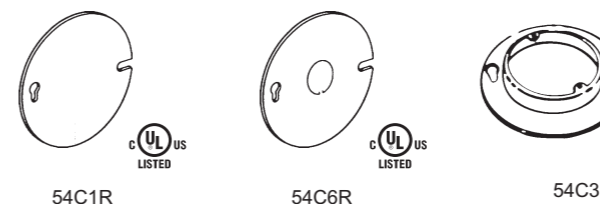
Thickness: 0.8mm 1.0mm 1.2mm 1.5mm 1.6mm



Cat.No.	Description
54C1	Flat, blank
54C6	Flat, with 1/2" KO.
54C8	Flat, with 3/4" KO.

### 4" Octagonal Box Round Covers

Thickness: 0.8mm 1.0mm 1.2mm 1.5mm 1.6mm

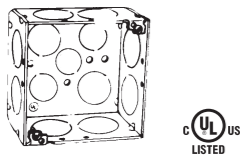


Cat.No.	Description
54C1R	Flat, blank
54C6R	Flat, with 1/2" KO.
54C8R	Flat, with 3/4" KO.
54C3	W/ Mud Ring



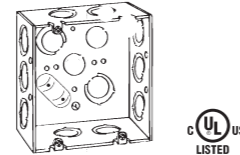
## Square/Round Boxes and Covers

### 4" Square Boxes,Weld Type



Cat.No.	Knockouts		
	EA.Side Conduit	EA.End Conduit	Bottom Conduit
2 7/8" Deep-with Conduit KO's Thickness: 1.2mm 1.5mm 1.6mm			
52171W-1/2	3-1/2"	3-1/2"	5-1/2"
52171W-3/4	2-3/4"	2-3/4"	3-1/2"
52171W-1/2&3/4	2-1/2"	2-1/2"	3-1/2"
	1-3/4"	1-3/4"	2-3/4"
52171W-1	2-1"	2-1"	3-1/2"
			2-3/4"


### 4-11/16" Square Boxes,Weld Type



Cat.No.	Knockouts		
	EA.Side Conduit	EA.End Conduit	Bottom Conduit
2 7/8" Deep-with Conduit KO's Thickness: 1.2mm 1.5mm 1.6mm			
72171W-1/2	3-1/2"	3-1/2"	5-1/2"
72171W-3/4	2-3/4"	2-3/4"	3-1/2"
72171W-1/2&3/4	2-1/2"	2-1/2"	3-1/2"
	1-3/4"	1-3/4"	2-3/4"
72171W-1	2-1"	2-1"	3-1/2"
			2-3/4"

### 4" Swivel Type Cover Plates-Steel

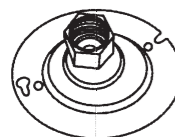
- Square



Cat.No.	Conduit Size
SCS-50	1/2" square
SCS-75	3/4" square

### 4" Swivel Type Cover Plates-Steel

- Round



Cat.No.	Conduit Size
SCR-50	1/2" round
SCR-75	3/4" round



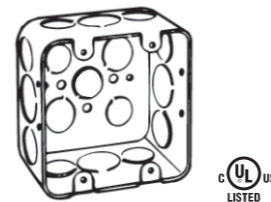
72C1



72C6



### 4-11/16" Square Boxes,Drawn Type



Cat.No.	Knockouts		
	EA.Side Conduit	EA.End Conduit	Bottom Conduit
2 7/8" Deep-with Conduit KO's Thickness: 1.2mm 1.5mm 1.6mm			
72171-1/2	3-1/2"	3-1/2"	5-1/2"
72171-3/4	2-3/4"	2-3/4"	3-1/2"
72171-1/2&3/4	2-1/2"	2-1/2"	3-1/2"
	1-3/4"	1-3/4"	2-3/4"
72171-1	2-1"	2-1"	3-1/2"
			2-3/4"
72171-1/2&1	1-1/2"	1-1/2"	3-1/2"
	1-1"	1-1"	2-3/4"
72171-3/4&1	1-3/4"	1-3/4"	3-1/2"
	1-1"	1-1"	2-3/4"

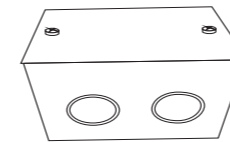
### 4-11/16" Square Box Cover

Thickness: 0.8mm 1.0mm 1.2mm 1.5mm 1.6mm

Cat.No.	Description
72C1	Flat,blank
72C6	Flat,with 1/2" KO.
72C8	Flat,with 3/4" KO.

## Caja Metálica & Chuqui

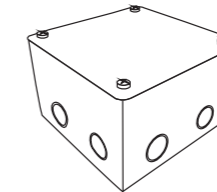
### 100X65X65MM



Des.

Thickness: 1.0mm 1.2mm  
Finish: Pre-galvanized,Hot dip galvanized

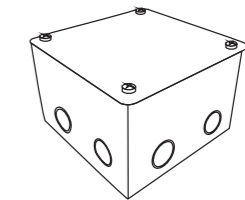
### 100X100X65MM



Des.

Thickness: 1.0mm 1.2mm  
Finish: Pre-galvanized,Hot dip galvanized

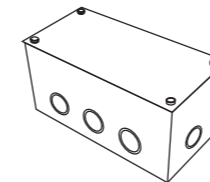
### 150X150X100MM



Des.

Thickness: 1.0mm 1.2mm  
Finish: Pre-galvanized,Hot dip galvanized

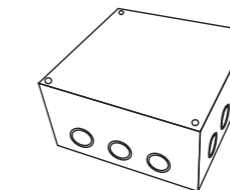
### 200X100X100MM



Des.

Thickness: 1.0mm 1.2mm  
Finish: Pre-galvanized,Hot dip galvanized

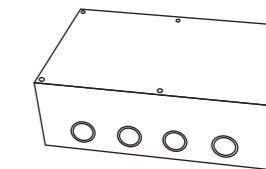
### 200X200X100MM



Des.

Thickness: 1.0mm 1.2mm  
Finish: Pre-galvanized,Hot dip galvanized

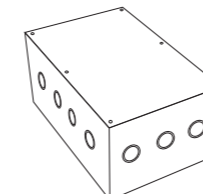
### 300X200X100MM



Des.

Thickness: 1.0mm 1.2mm  
Finish: Pre-galvanized,Hot dip galvanized

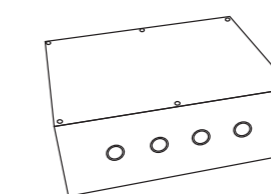
### 300X200X150MM



Des.

Thickness: 1.0mm 1.2mm  
Finish: Pre-galvanized,Hot dip galvanized

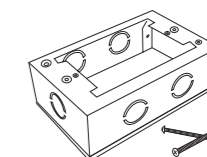
### 400X300X150MM



Des.

Thickness: 1.0mm 1.2mm  
Finish: Pre-galvanized,Hot dip galvanized

### 118X76X40MM

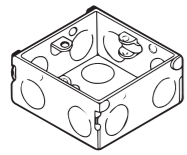


Des.

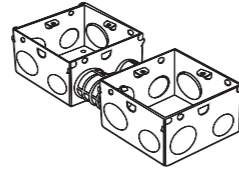
Thickness: 1.0mm 1.2mm  
Finish: Pre-galvanized,Hot dip galvanized,  
Yellow zinc plated



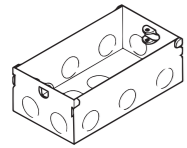
### Electrial Conduit Box



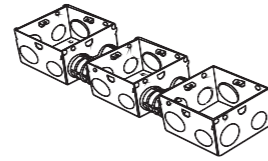
1 Gang Switch & Socket GI Box



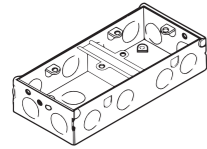
2 Gang Switch & Socket GI Box



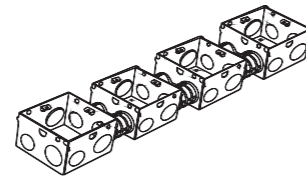
Double Switch & Socket GI Box



3 Gang Switch & Socket GI Box



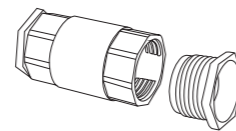
1+1 Switch & Socket GI Box



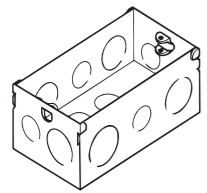
4 Gang Switch & Socket GI Box



1 Gang Switch Box Cover	
Cat.#	Description
58C20	20mm K.O.
58C25	25mm K.O.

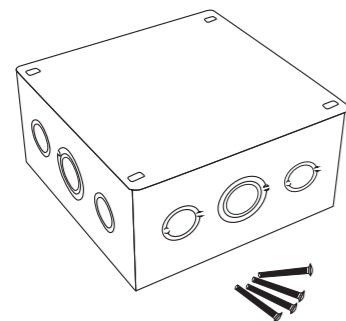


PVC Double Female Adaptor	
Cat.#	Description
PDFA20	20mm
PDFA25	25mm



100x50mm Magic Box

### Adaptable GI Box & Cover



100x100x55	100x100x100
150x150x50	150x150x100
200x200x50	200x200x100
250x250x50	250x250x100
300x300x50	300x300x100
400x400x50	400x400x100
150x150x75	150x150x150
200x200x75	200x200x150
250x250x75	250x250x150
300x300x75	300x300x150
400x400x75	400x400x150





**Galvanized Flexible Conduit-Economic**  
To South American and Middle East Market



Trade Size	Inside Dia. (mm)		Coil Length (m)
	Min.	Max.	
3/8"	13	15.5	100/50/30
1/2"	18	21	100/50/30
3/4"	22	25.5	100/50/30
1"	27	31	100/50/30
1 1/4"	35	40	50/25/20
1 1/2"	42	47	50/25/15
2"	54	62	50/15/10
2 1/2"	66	74	20/15/10
3"	78	88	20/15/10
4"	100	113	20/15/10

Other length of per coil also available

**Greenfield Flexible Conduit-Heavy Duty**  
To American Market



Trade Size	Inside Dia. (mm)		Coil Length (m)
	Min.	Max.	
3/8"	10.0	14.8	50/30
1/2"	16.4	22.5	50/30
3/4"	20.5	26.4	50/30
1"	26.4	32.5	50/30
1 1/4"	32.5	40.2	25/15
1 1/2"	38.9	47.0	25/15
2"	51.9	61.0	15/7.5
2 1/2"	63.0	74.0	15/7.5
3"	75.0	88.0	15/7.5
4"	100.0	114.0	15/7.5

Other length of per coil also available

**Liquid Tight Conduit with Filler of Cord**



Trade Size	Inside Dia.(mm)		Outside Dia.(mm)		Coil Length (m)	Color
	Min.	Max.	Min.	Max.		
3/8"	12.2	12.8	17.5	18.0	100/50/30	Black/Grey
1/2"	15.8	16.3	20.8	21.3	100/50/30	
3/4"	20.7	21.3	26.0	26.7	100/50/30	
1"	26.4	27.0	32.8	33.4	100/50/30	
1 1/4"	34.6	35.8	41.4	42.2	30/15	
1 1/2"	39.8	40.6	47.4	48.3	30/15	
2"	51.3	51.9	59.4	60.3	15/7.5	
2 1/2"	62.9	63.6	72.1	73.2	10/7.5	
3"	76.0	78.7	87.9	89.0	10/7.5	
4"	98.0	102.5	113.3	114.3	10/7.5	

Other length of per coil also available

**PVC Coated Flexible Conduit,Grey Color**  
To South American Market



Trade Size	Inside Dia. (mm)		Coil Length (m)
	Min.	Max.	
3/8"	12	16.5	100/50/30
1/2"	16	21	100/50/30
3/4"	20	25	100/50/30
1"	26	32	100/50/30
1 1/4"	35	41	50/25/15
1 1/2"	40	49	50/25/15
2"	51	60	30/15/7.5
2 1/2"	64	72	15/7.5
3"	77	86	15/7.5
4"	101	113	15/7.5

Other length of per coil also available

**Squeeze Connector Straight-**  
Die Cast Zinc



Cat.No.	Conduit Size
Non-Insulated	
SSC-038	3/8"
SSC-050	1/2"
SSC-075	3/4"
SSC-100	1"
SSC-125	1 1/4"
SSC-150	1 1/2"
SSC-200	2"
SSC-250	2 1/2"
SSC-300	3"
SSC-400	4"

**90° Squeeze Connector-**  
Die Cast Zinc



Cat.No.	Conduit Size
Non-Insulated	
ASC-038	3/8"
ASC-050	1/2"
ASC-075	3/4"
ASC-100	1"
ASC-125	1 1/4"
ASC-150	1 1/2"
ASC-200	2"
ASC-250	2 1/2"
ASC-300	3"
ASC-400	4"

**Liquid Tight Connector Straight-**  
Die Cast Zinc



Cat.No.	Cat.No.	Conduit Size
Un-insulated		
SLT-038	SLT-038I	3/8"
SLT-050	SLT-050I	1/2"
SLT-075	SLT-075I	3/4"
SLT-100	SLT-100I	1"
SLT-125	SLT-125I	1 1/4"
SLT-150	SLT-150I	1 1/2"
SLT-200	SLT-200I	2"
SLT-250	SLT-250I	2 1/2"
SLT-300	SLT-300I	3"
SLT-400	SLT-400I	4"
SLT-600	SLT-600I	6"

**90° Liquid Tight Connector-**  
Die Cast Zinc



Cat.No.	Cat.No.	Conduit Size
Un-insulated		
ALT-038	ALT-038I	3/8"
ALT-050	ALT-050I	1/2"
ALT-075	ALT-075I	3/4"
ALT-100	ALT-100I	1"
ALT-125	ALT-125I	1 1/4"
ALT-150	ALT-150I	1 1/2"
ALT-200	ALT-200I	2"
ALT-250	ALT-250I	2 1/2"
ALT-300	ALT-300I	3"
ALT-400	ALT-400I	4"



**Non Metallic Liquid Tight Conduit**

Trade Size	Inside Dia. (mm)	Outside Dia. (mm)	Reel Length (m)
1/2"	16	21	20
3/4"	20	26	15
1"	25	32	10
1 1/4"	32	40	10
1 1/2"	40	48	5
2"	51	60	5



**NM Liquid Tight Connector Straight - 6/6 Nylon**



Cat.No.	Conduit Size
SLT-038N	3/8"
SLT-050N	1/2"
SLT-075N	3/4"
SLT-100N	1"
SLT-125N	1 1/4"
SLT-150N	1 1/2"
SLT-200N	2"



**90° NM Liquid Tight Connector- 6/6 Nylon**



Cat.No.	Conduit Size
ALT-038N	3/8"
ALT-050N	1/2"
ALT-075N	3/4"
ALT-100N	1"
ALT-125N	1 1/4"
ALT-150N	1 1/2"
ALT-200N	2"



**Galvanized Flexible Conduit, to Philippines Market**

Trade Size	Inside Dia. (mm)	Outside Dia. (mm)	Reel Length (m)
3/8"	13	15.5	30
1/2"	16	19	30
3/4"	20	23	30
1"	25	29	30
1 1/4"	32	37	30
1 1/2"	38	43	30
2"	51	57.5	30

**Two Screw Duplex Connector- Aluminum Die Cast or Zinc Die Cast**



Cat.No.	Conduit Size
<b>Non-Insulated</b>	
DPC-050	1/2" x 16mm
DPC-075	3/4" X 20mm
DPC-100	1" X 25mm

Thread x Inner Dia.of Flex. Conduit

**Flexible Conduit Connector, to Thailand Market Zinc Die Cast**



Cat.No.	Conduit Size
<b>Non-Insulated</b>	
FCC-050	1/2" x 12.5mm
FCC-075	3/4" x 18.0mm
FCC-100	1" x 25.5mm

Thread x Inner Dia.of Flex. Conduit

**JS Type Flexible Steel Conduit- Pre-galvanized**

**JL Type PVC Coated Flexible Conduit- Grey Color**

To South American, Middle East



Trade Size	Inside Dia. (mm)	Outside Dia. (mm)	Coil Length (m)
3/8"	12	16.5	100/50/30
1/2"	16	21	100/50/30
3/4"	20	25	100/50/30
1"	25	31	100/50/30
1 1/4"	32	38	50/25/20
1 1/2"	38	47	50/25/15
2"	51	60	50/15/10
2 1/2"	64	72	20/15/10
3"	75	84	20/15/10
4"	100	112	20/15/10
5"	125	137	5
6"	150	162	5

Other length of per coil also available

**JSH Type Flexible Steel Conduit- Pre-galvanized**

**JLH Type PVC Coated Flexible Conduit- Grey Color**

To Southeast Asia Market



Trade Size	Inside Dia. (mm)	Outside Dia. (mm)	Coil Length (m)
3/8"	13	17	50
1/2"	16	21	50
3/4"	21	26	50
1"	27	33	50
1 1/4"	35	41	50
1 1/2"	40	48	25
2"	51	60	25
2 1/2"	63	72	15
3"	78	88	10
4"	102	112	10
5"	125	137	5
6"	150	162	5

Other length of per coil also available

**Metal Ferrule- Galvanized Steel**



Cat.No.	Conduit Size
MF-014	1/4"
MF-038	3/8"
MF-050	1/2"
MF-075	3/4"
MF-100	1"
MF-125	1 1/4"
MF-150	1 1/2"
MF-200	2"
MF-250	2 1/2"
MF-300	3"
MF-400	4"
MF-500	5"
MF-600	6"

**Metal Ferrule Screw Type- Galvanized Steel**



Cat.No.	Conduit Size
LXYQ-014	1/4"
LXYQ-038	3/8"
LXYQ-050	1/2"
LXYQ-075	3/4"
LXYQ-100	1"
LXYQ-125	1 1/4"
LXYQ-150	1 1/2"
LXYQ-200	2"
LXYQ-250	2 1/2"
LXYQ-300	3"
LXYQ-400	4"
LXYQ-500	5"
LXYQ-600	6"



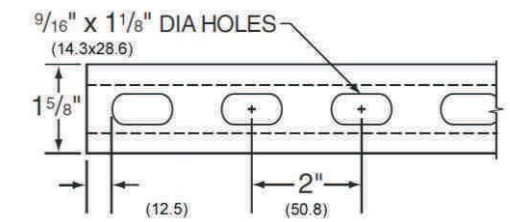
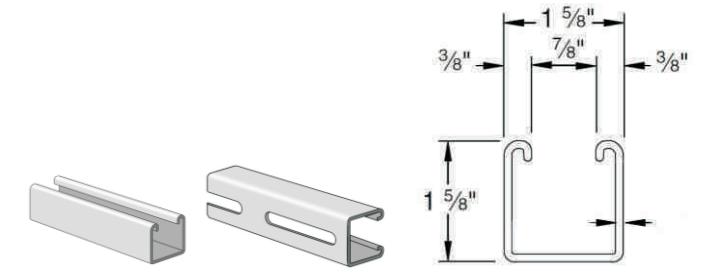
### Strut Channels

#### 41x41 Plain/Slotted Unistrut Channel

- PL: Plain
- PG: Pre-Galvanized
- EG: Electro-Galvanized
- HDG: Hot Dip Galvanized
- SS: Stainless Steel

Dim.		Thickness	
in	mm	gauge	mm
1 5/8"	41 X 41	12	2.5
1 5/8"	41 X 41	13	2.3
1 5/8"	41 X 41	14	2.0
1 5/8"	41 X 41	15	1.8
1 5/8"	41 X 41	16	1.5
1 5/8"	41 X 41	17	1.3
1 5/8"	41 X 41	18	1.2

Standard lengths 10ft. / 3.0meter  
Other length,thickness available.



Slot Size for choose :

14.3x28.6mm
12x40mm
12x28mm
14x30mm
11x35mm

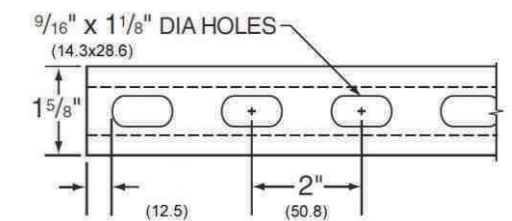
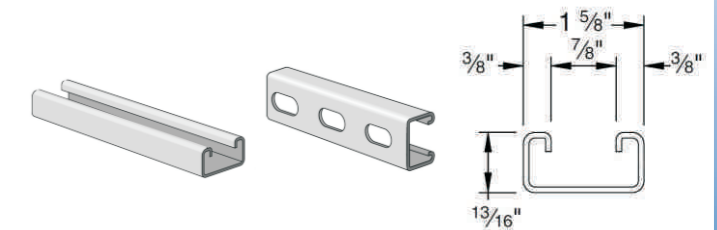
\* other size also available

#### 41x21 Plain/Slotted Unistrut Channel

- PL: Plain
- PG: Pre-Galvanized
- EG: Electro-Galvanized
- HDG: Hot Dip Galvanized
- SS: Stainless Steel

Dim.		Thickness	
in	mm	gauge	mm
1 5/8"	41 X 41	12	2.5
1 5/8"	41 X 21	13	2.3
1 5/8"	41 X 21	14	2.0
1 5/8"	41 X 21	15	1.8
1 5/8"	41 X 21	16	1.5
1 5/8"	41 X 21	17	1.3
1 5/8"	41 X 21	18	1.2

Standard lengths 10ft. / 3.0meter  
Other length,thickness available.



Slot Size for choose :

14.3x28.6mm
12x40mm
12x28mm
14x30mm
11x35mm

\* other size also available





## Strut Channel Accessories

### Standard Clevis Hanger

- Electro-Galvanized



Cat.No.	Conduit Size	Rod Size
HDCH-050	1/2"	1/4"
HDCH-075	3/4"	1/4"
HDCH-100	1"	1/4"
HDCH-125	1 1/4"	1/4"
HDCH-150	1 1/2"	1/4"
HDCH-200	2"	1/4"
HDCH-250	2 1/2"	3/8"
HDCH-300	3"	3/8"
HDCH-350	3 1/2"	3/8"
HDCH-400	4"	3/8"
HDCH-500	5"	1/2"
HDCH-600	6"	1/2"
HDCH-800	8"	5/8"
HDCH-1000	10"	3/4"
HDCH-1200	12"	3/4"

### Universal Strut Clamps, Pre-assembled For EMT, IMC, GC, Pipe, or O.D. Tube.

- EG: Electro-Galvanized



Cat.No.	Conduit Size	O.D. mm
SC-050U	1/2"	17.93-21.34
SC-075U	3/4"	23.42-26.67
SC-100U	1"	29.54-33.40
SC-125U	1 1/4"	38.35-42.16
SC-150U	1 1/2"	44.20-48.26
SC-200U	2"	55.80-60.33

### RC Pipe Clamps for 35x19mm Channel

- White Zinc Plated
- Yellow Zinc Plated



Cat.No.	Conduit Size	O.D. mm
SC-050S	1/2"	21.34
SC-075S	3/4"	26.67
SC-100S	1"	33.40
SC-125S	1 1/4"	42.16
SC-150S	1 1/2"	48.26
SC-200S	2"	60.33
SC-250S	2 1/2"	73.03
SC-300S	3"	88.90
SC-350S	3 1/2"	101.60
SC-400S	4"	114.30
SC-500S	5"	141.30
SC-600S	6"	168.30
SC-800S	8"	219.08

### Conduit Fastener

- Black Enamel



Cat.No.	Conduit Size
CFN-5075	1/2"-3/4"
CFN-100	1"
CFN-125	1 1/4"
CFN-150	1 1/2"
CFN-200	2"

### Swivel Band Hanger

- Pre-Galvanized
- Electro-Galvanized
- Copper Plated



Cat.No.	Conduit Size	Rod Size	O.D. mm
S-050	1/2"	3/8"	21.34
S-075	3/4"	3/8"	26.67
S-100	1"	3/8"	33.40
S-125	1 1/4"	3/8"	42.16
S-150	1 1/2"	3/8"	48.26
S-200	2"	3/8"	60.33
S-250	2 1/2"	3/8"	73.03
S-300	3"	3/8"	88.90
S-350	3 1/2"	3/8"	101.6
S-400	4"	3/8"	114.3
S-500	5"	1/2"	141.3
S-600	6"	1/2"	168.3
S-800	8"	1/2"	219.1

### Cushion Clamp

- Yellow Zinc Plated
- With TPR Sleeve



Cat.No.	Tube O.D.
SC-14	1/4"
SC-38	3/8"
SC-12	1/2"
SC-58	5/8"
SC-34	3/4"
SC-78	7/8"
SC-118	1 1/8"
SC-138	1 3/8"
SC-158	1 5/8"
SC-218	2 1/8"
SC-258	2 3/8"
SC-318	3 1/8"
SC-418	4 1/8"

### G Clamp

- Standard finish—Zinc Plated



Cat.No.	Thickness
CBC-1	2.5mm
CBC-2	3.0mm

### Channel Washer

- Electro-Galvanized
- Hot Dip Galvanized



Cat.No.	Rods Size
WSR-14	1/4"
WSR-516	5/16"
WSR-38	3/8"
WSR-12	1/2"

### Riser Clamps

- Electro-Galvanized
- Copper Plated



Cat.No.	Conduit Size	Cat.No.	Conduit Size
RC-050	1/2"	RC-500	5"
RC-075	3/4"	RC-600	6"
RC-100	1"	RC-800	8"
RC-125	1 1/4"	RC-1000	10"
RC-150	1 1/2"	RC-1200	12"
RC-200	2"	RC-1400	14"
RC-250	2 1/2"	RC-1600	16"
RC-300	3"	RC-1800	18"
RC-350	3 1/2"	RC-2000	20"
RC-400	4"		

### One-piece Cable Clamp

- Electro-Galvanized



Cat.No.	Cable Size mm
OPC-14	8-12
OPC-16	12-16
OPC-20	16-22
OPC-26	22-28
OPC-32	28-34
OPC-40	34-40
OPC-46	40-46
OPC-52	46-52
OPC-58	52-58
OPC-66	58-64
OPC-70	64-70
OPC-78	70-78



### Pipe Clamp with EPDM or without

Trade Size	D (mm)	bxS (mm)	M (mm)	G
3/8"	15-19	20x1.5	M6x20	M8+M10
1/2"	20-25	20x1.5	M6x20	M8+M10
3/4"	26-30	20x1.5	M6x20	M8+M10
1"	32-36	20x1.5	M6x20	M8+M10
1 1/4"	38-43	20x1.5	M6x20	M8+M10
1 1/2"	47-51	20x1.5	M6x20	M8+M10
2"	60-64	20x1.5	M6x20	M8+M10
2 1/2"	75-80	20x1.5	M6x20	M8+M10
3"	87-92	20x1.5	M6x20	M8+M10
3 1/2"	99-105	20x1.5	M6x20	M8+M10
4"	113-118	20x1.5	M6x20	M8+M10
5"	138-142	20x1.5	M6x20	M8+M10
6"	159-166	20x1.5	M6x20	M8+M10
8"	200-212	20x1.5	M6x20	M8+M10



## Strut Channel Accessories

### Top Beam Clamps- Malleable Iron

- Standard finish—  
Plain or Galvanized



Cat.No.	Rod Size	Open Size (mm)
375-38	3/8"	3/4"
375-12	1/2"	3/4"

### Beam Clamps- Malleable Iron

- Standard finish—  
Plain or Galvanized



Cat.No.	Rod Size	Open Size (mm)
TBC-M06	M6	18.5
TBC-M08	M8	18.5
TBC-M10	M10	20.0
TBC-M12	M12	30.0
TBC-M14	M14	35.0

### Top Beam Clamps- Malleable Iron

- Standard finish—  
Plain or Galvanized



Cat.No.	Rod Size	Open Size
BC-3414	1/4"	3/4"
BC-3438	3/8"	3/4"
BC-3412	1/2"	3/4"
BC-11438	3/8"	1-1/4"
BC-11412	1/2"	1-1/4"

### Universal Beam Clamps- Malleable Iron

- Standard finish—  
Plain or Galvanized



Cat.No.	Rod Size	Open Size
103-38	3/8"	3/4"
103-12	1/2"	3/4"
103-38B	3/8"	1-1/8"

### Swing Hanger-Steel

- Standard finish—  
Yellow Zinc Plated



Cat.No.	Size
SHBC-38	3/8"
SHBC-50	1/2"

### Wide Mouth Beam Clamps- Malleable Iron

- Standard finish—  
Plain or Galvanized



Cat.No.	Rods Size	Open Size
400-38	3/8"	1-1/4"
400-12	1/2"	1-1/4"

### Beam Clamps for Mounting Channel

- Standard finish—  
Galvanized



Cat.No.	A Size
MCBC-1	3-3/8"
MCBC-2	5"

### Insulator Support Beam Clamps

- Standard finish—  
Zinc Plated



Cat.No.	Rod Size	Tapping	Open Size
BC-14	5/16"	1/4"	1"
BC-38	1/2"	3/8"	2"
BC-12	1/2"	1/2"	2-1/2"

# Electrical Conduit Tools







**Conduit Bender with Handle- Aluminum**

Item No.	Conduit Size	
	EMT	Rigid
ACB-050H	1/2"	-
ACB-075H	3/4"	1/2"
ACB-100H	1"	3/4"

**Conduit Bender without Handle- Aluminum**

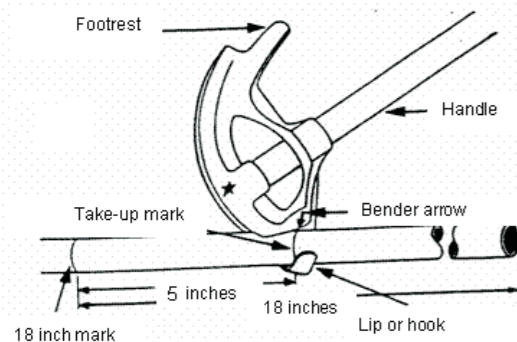


Item No.	Conduit Size	
	EMT	Rigid
ACB-050	1/2"	-
ACB-075	3/4"	1/2"
ACB-100	1"	3/4"

**Conduit Bender- Ductile Iron**



Item No.	Conduit Size	
	EMT	Rigid
SCB-050	1/2"	-
SCB-075	3/4"	1/2"
SCB-100	1"	3/4"
SCB-125	1 1/4"	1"



Natural Color / Zinc Plated



Natural Color / Zinc Plated



Natural Color / Zinc Plated



Natural Color / Zinc Plated

**Metal Cable Puller with Riveted Terminals A type (Eyelet+Eyelet)**

Item No.	Specification	Length(m)
	Width(mm) x Thickness(mm)	
MCP-3205A/MCP-5005A	3.2 x 0.5/5.0x0.5	5
MCP-3210A/MCP-5010A	3.2 x 0.5/5.0x0.5	10
MCP-3215A/MCP-5015A	3.2 x 0.5/5.0x0.5	15
MCP-3220A/MCP-5020A	3.2 x 0.5/5.0x0.5	20
MCP-3225A/MCP-5025A	3.2 x 0.5/5.0x0.5	25
MCP-3230A/MCP-5030A	3.2 x 0.5/5.0x0.5	30

**Metal Cable Puller with Riveted Terminals B type (Eyelet + Flex Metallic starting Spinner with Ball)**

Item No.	Specification	Length(m)
	Width(mm) x Thickness(mm)	
MCP-3205B/MCP-5005B	3.2 x 0.5/5.0x0.5	5
MCP-3210B/MCP-5010B	3.2 x 0.5/5.0x0.5	10
MCP-3215B/MCP-5015B	3.2 x 0.5/5.0x0.5	15
MCP-3220B/MCP-5020B	3.2 x 0.5/5.0x0.5	20
MCP-3225B/MCP-5025B	3.2 x 0.5/5.0x0.5	25
MCP-3230B/MCP-5030B	3.2 x 0.5/5.0x0.5	30

**Metal Cable Puller with Riveted Terminals C type (Eyelet + Roller)**

Item No.	Specification	Length(m)
	Width(mm) x Thickness(mm)	
MCP-3205C/MCP-5005C	3.2 x 0.5/5.0x0.5	5
MCP-3210C/MCP-5010C	3.2 x 0.5/5.0x0.5	10
MCP-3215C/MCP-5015C	3.2 x 0.5/5.0x0.5	15
MCP-3220C/MCP-5020C	3.2 x 0.5/5.0x0.5	20
MCP-3225C/MCP-5025C	3.2 x 0.5/5.0x0.5	25
MCP-3230C/MCP-5030C	3.2 x 0.5/5.0x0.5	30

**Steel Spiral Cable Puller**

Small Roll with Brass Fixed Terminals (Spinner + Eyelet)

Item No.	Solid Diameter(mm)	Length(m)
SSCP-3005	Φ 3.2	5
SSCP-3010	Φ 3.2	10
SSCP-3015	Φ 3.2	15
SSCP-3020	Φ 3.2	20
SSCP-3025	Φ 3.2	25
SSCP-3030	Φ 3.2	30