

WWW.EMTUBE.COM



ALEX[®] CONDUIT

EMT CONDUIT & ACCESSORIES

ALEX[®] EMT Conduit

(Electrical Metallic Tubing)

ANSI C80.3-1983 UL 797



CAT#	Trade size	Outside diameter		Minimum wall thickness		Standard weight		Length
	in.	in.	mm	in.	mm	lbs/ft	kg/m	ft.
ALX-50	1/2	0.706	17.93	0.042	1.07	0.285	0.424	10
ALX-75	3/4	0.922	23.42	0.049	1.25	0.435	0.647	10
ALX-100	1	1.163	29.54	0.057	1.45	0.640	0.952	10
ALX-125	1-1/4	1.510	38.35	0.065	1.65	0.950	1.414	10
ALX-150	1-1/2	1.740	44.20	0.065	1.65	1.10	1.637	10
ALX-200	2	2.197	55.80	0.065	1.65	1.40	2.083	10
ALX-250	2-1/2	2.875	73.0	0.072	1.83	2.32	3.450	10
ALX-300	3	3.500	88.9	0.072	1.83	2.80	4.164	10
ALX-350	3-1/2	4.000	101.6	0.083	2.11	3.37	5.013	10
ALX-400	4	4.500	114.3	0.083	2.11	3.78	5.623	10

Applicable Tolerances Outside Diameter: ± 0.13mm(0.005in) Length: ±6.35mm(1/4 in)

ALEX[®] EMT CONNECTORS

SET SCREW TYPE



ZINC DIE CAST

CAT#	SIZE
TC-501	1/2"
TC-502	3/4"
TC-503	1"
TC-504	1 1/4"
TC-505	1 1/2"
TC-506	2"

ALEX[®] EMT COUPLINGS

SET SCREW TYPE



ZINC DIE CAST

CAT#	SIZE
TC-511	1/2"
TC-512	3/4"
TC-513	1"
TC-514	1 1/4"
TC-515	1 1/2"
TC-516	2"

COMPRESSION TYPE



ZINC DIE CAST

CAT#	SIZE
TC-601	1/2"
TC-602	3/4"
TC-603	1"
TC-604	1 1/4"
TC-605	1 1/2"
TC-606	2"

COMPRESSION TYPE



ZINC DIE CAST

CAT#	SIZE
TC-611	1/2"
TC-612	3/4"
TC-613	1"
TC-614	1 1/4"
TC-615	1 1/2"
TC-616	2"

ALEX® EMT CONNECTORS

SET SCREW TYPE



STEEL

CAT#	SIZE
TC-501S	1/2"
TC-502S	3/4"
TC-503S	1"
TC-504S	1 1/4"
TC-505S	1 1/2"
TC-506S	2"

COMPRESSION TYPE



● RAIN AND CONCRETE TIGHT 1/2"-2" STEEL

CAT#	SIZE
TC-601S	1/2"
TC-602S	3/4"
TC-603S	1"
TC-604S	1 1/4"
TC-605S	1 1/2"
TC-606S	2"

ALEX® EMT COUPLINGS

SET SCREW TYPE



STEEL

CAT#	SIZE
TC-511S	1/2"
TC-512S	3/4"
TC-513S	1"
TC-514S	1 1/4"
TC-515S	1 1/2"
TC-516S	2"

COMPRESSION TYPE



● RAIN AND CONCRETE TIGHT 1/2"-2" STEEL

CAT#	SIZE
TC-611S	1/2"
TC-612S	3/4"
TC-613S	1"
TC-614S	1 1/4"
TC-615S	1 1/2"
TC-616S	2"

ALEX® EMT 90° RADIUS ELBOW



GALVANIZED STEEL

CAT#	SIZE
ALX-81	1/2"
ALX-82	3/4"
ALX-83	1"
ALX-84	1 1/4"
ALX-85	1 1/2"
ALX-86	2"

ALEX® EMT 45° RADIUS ELBOW



GALVANIZED STEEL

CAT#	SIZE
ALX-21	1/2"
ALX-22	3/4"
ALX-23	1"
ALX-24	1 1/4"
ALX-25	1 1/2"
ALX-26	2"

ALEX® EMT STARPS

TWO HOLES



STEEL

CAT#	SIZE
ALX-531	1/2"
ALX-532	3/4"
ALX-533	1"
ALX-534	1 1/4"
ALX-535	1 1/2"
ALX-536	2"


ONE HOLES



STEEL

CAT#	SIZE
ALX-521	1/2"
ALX-522	3/4"
ALX-523	1"
ALX-524	1 1/4"
ALX-525	1 1/2"
ALX-526	2"

ALEX[®] RIGID Conduit (Rigid Metal Conduit)



Size	Outside Diameter		Inside Diameter		Wall Thickness		Length	
	in.	mm	in.	mm	in.	mm	feet	mm
1/2"	0.840	21.34	0.632	16.5	0.104	2.64	10	3050
3/4"	1.050	26.67	0.836	21.23	0.107	2.72	10	3050
1"	1.315	33.40	1.063	27.00	0.126	3.20	10	3050
1-1/4"	1.660	42.16	1.394	35.41	0.133	3.38	10	3050
1-1/2"	1.900	48.26	1.624	41.25	0.138	3.51	10	3050
2"	2.375	60.33	2.083	52.91	0.146	3.71	10	3050
2-1/2"	2.875	73.03	2.489	63.22	0.193	4.90	10	3050
3"	3.500	88.90	3.090	78.49	0.205	5.21	10	3050
3-1/2"	4.000	101.60	3.570	90.68	0.215	5.46	10	3050
4"	4.500	114.30	4.050	102.87	0.225	5.72	10	3050
5"	5.563	141.30	5.073	128.85	0.245	6.22	10	3050
6"	6.626	168.30	6.094	154.78	0.266	6.76	10	3050

ALEX[®] IMC Conduit (Intermediate Metal Conduit)

UL1242-1983

Size	Outside Diameter						Minimum wall thickness		Length without coupling	
	Nominal		Minimum		Maximum					
in.	in.	mm	in.	mm	in.	mm	in	mm	in	mm
1/2	0.815	20.7	0.810	20.6	0.820	20.8	0.070	1.78	9'-11-1/4"	3029.0
3/4	1.029	26.1	1.024	26.0	1.034	26.3	0.075	1.91	9'-11-1/4"	3029.0
1	1.290	32.8	1.285	32.6	1.295	32.9	0.085	2.16	9'-11"	3022.6
1-1/4	1.638	41.6	1.630	41.4	1.645	41.8	0.085	2.16	9'-11"	3022.6
1-1/2	1.883	47.8	1.875	47.6	1.890	48.0	0.090	2.29	9'-11"	3022.6
2	2.360	59.9	2.352	59.7	2.367	60.1	0.095	2.41	9'-11"	3022.6
2-1/2	2.857	72.6	2.847	72.3	2.867	72.8	0.140	3.56	9'-10-1/2"	3009.9
3	3.476	88.3	3.466	88	3.486	88.5	0.140	3.56	9'-10-1/2"	3009.9
3-1/2	3.971	100.9	3.961	100.6	3.981	101.1	0.140	3.56	9'-10-1/4"	3003.6
4	4.466	113.3	4.456	113.2	4.476	113.7	0.140	3.56	9'-10-1/4"	3003.6

Applicable Tolerances: Wall Thickness: $\pm 0.4\text{mm}$ for size 1/2" to 1" $\pm 0.5\text{mm}$ for size 1-1/4" to larger
Length: $\pm 6.0\text{mm}$ (without coupling)

ALEX® RIGID LOCKNUTS



STEEL	
CAT#	SIZE
ALX-281	1/2"
ALX-282	3/4"
ALX-283	1"
ALX-284	1 1/4"
ALX-285	1 1/2"
ALX-286	2"
ALX-287	2 1/2"
ALX-288	3"
ALX-289	3 1/2"
ALX-290	4"



ZINC DIE CAST	
CAT#	SIZE
ALX-241	1/2"
ALX-242	3/4"
ALX-243	1"
ALX-244	1 1/4"
ALX-245	1 1/2"
ALX-246	2"
ALX-247	2 1/2"
ALX-248	3"
ALX-249	3 1/2"
ALX-250	4"

ALEX® GROUNDING LOCKNUTS



STEEL	
CAT#	SIZE
ALX-281G	1/2"
ALX-282G	3/4"
ALX-283G	1"
ALX-284G	1 1/4"
ALX-285G	1 1/2"
ALX-286G	2"

ALEX® RIGID BUSHINGS



INSULATED	ZINC DIE CAST
CAT#	SIZE
ALX-311	1/2"
ALX-312	3/4"
ALX-313	1"
ALX-314	1 1/4"
ALX-315	1 1/2"
ALX-316	2"

ALEX® INSULATING PLASTIC BUSHINGS

105°C FLAME RETARDANT THERMOPLASTIC



CAT#	SIZE
ALX-831	1/2"
ALX-832	3/4"
ALX-833	1"
ALX-834	1 1/4"
ALX-835	1"
ALX-836	2"
ALX-837	2 1/2"
ALX-838	3"
ALX-839	3 1/2"
ALX-840	4"

ALEX® RIGID CONDUIT BUSHINGS



ZINC DIE CAST	
CAT#	SIZE
ALX-301	1/2"
ALX-302	3/4"
ALX-303	1"
ALX-304	1 1/4"
ALX-305	1 1/2"
ALX-306	2"
ALX-307	2 1/2"
ALX-308	3"
ALX-309	3 1/2"
ALX-310	4"

ALEX® SERVICE ENTRANCE CAPS



THREADED TYPE ALUMINUM	
CAT#	SIZE
ALX-741	1/2"
ALX-742	3/4"
ALX-743	1"
ALX-744	1 1/4"
ALX-745	1 1/2"
ALX-746	2"

ALEX® RIGID PULL ELBOWS



WITH GASKET	ZINC DIE CAST
CAT#	SIZE
ALX-351	1/2"
ALX-352	3/4"
ALX-353	1"
ALX-354	1 1/4"

ALEX® RIGID STRAPS

TWO HOLE



STEEL

CAT#	SIZE
ALX-551	1/2"
ALX-552	3/4"
ALX-553	1"
ALX-554	1 1/4"
ALX-555	1 1/2"
ALX-556	2"

ONE HOLE



STEEL

CAT#	SIZE
ALX-541	1/2"
ALX-542	3/4"
ALX-543	1"
ALX-544	1 1/4"
ALX-545	1 1/2"
ALX-546	2"

ALEX® RIGID COUPLINGS

THREE PIECE TYPE



MALLEABLE IRON

CAT#	SIZE
ALX-851	1/2"
ALX-852	3/4"
ALX-853	1"
ALX-854	1 1/4"
ALX-855	1 1/2"
ALX-856	2"

ALEX® RIGID STRAPS

ONE HOLE



MALLEABLE IRON

CAT#	SIZE
ALX-561	1/2"
ALX-562	3/4"
ALX-563	1"
ALX-564	1 1/4"
ALX-565	1 1/2"
ALX-566	2"

ALEX® RIGID WATERTIGHT HUBS



ZINC DIE CAST

CAT#	SIZE
ALX-201	1/2"
ALX-202	3/4"
ALX-203	1"
ALX-204	1 1/4"
ALX-205	1 1/2"
ALX-206	2"

W/BONDING SCREW



ZINC DIE CAST

CAT#	SIZE
ALX-201B	1/2"
ALX-202B	3/4"
ALX-203B	1"
ALX-204B	1 1/4"
ALX-205B	1 1/2"
ALX-206B	2"

ALEX® RIGID COUPLINGS

TUBULAR THREADED TYPE



GALVANIZED STEEL

CAT#	SIZE
ALX-51	1/2"
ALX-52	3/4"
ALX-53	1"
ALX-54	1 1/4"
ALX-55	1 1/2"
ALX-56	2"
ALX-57	2 1/2"
ALX-58	3"
ALX-59	3 1/2"
ALX-60	4"

ALEX® BX-FLEX & MC CABLE CONNECTORS

CLAMP TYPE



ZINC DIE CAST

CAT#	SIZE
ALX-191	1/2"
ALX-192	3/4"
ALX-193	1"
ALX-194	1 1/4"
ALX-195	1 1/2"
ALX-196	2"

4" SQUARE CONDUIT BOXES



1-1/2" DEEP BOXES

CAT#
52151-1/2"
52151-3/4"
52151-1/2" & 3/4"
52151-concentric 1/2 & 3/4"



2-1/8" DEEP BOXES

CAT#
52171-1/2"
52171-3/4"
52171-1/2" & 3/4"
52171-1"



1-1/2" DEEP EXTENSIONS

CAT#
53151-1/2"
52315-3/4"
53151-1/2" & 3/4"

4" SQUARE CONDUIT BOXES COVERS

CAT# 52C1

CAT# 52C6

CAT#	DESCRIPTION
52C1	Flat, Blank
52C6	Flat, 1/2" K.O.

CAT# 52C62

CAT# 52C18

CAT#	DESCRIPTION	RAISED
52C0	Flat, for One Device	-
52C62	for One Device	1/4"
52C13	for One Device	1/2"
52C14	for One Device	3/4"
52C15	for One Device	1"
52C16	for One Device	1-1/4"

CAT#	DESCRIPTION	RAISED
52C00	Flat, for Two Device	-
52C20	for Two Device	1/4"
52C17	for Two Device	1/2"
52C18	for Two Device	3/4"
52C19	for Two Device	1"
52C21	for Two Device	1-1/4"

RECTANGULAR CONDUIT BOXES & COVERS

4"H x 2-1/8"W x 1-7/8"D BOXES

CAT#
58361-1/2"
58361-3/4"
58361-1/2" & 3/4"

1-7/8" DEEP EXTENSIONS

CAT#
59361-1/2"
59361-3/4"
59361-1/2" & 3/4"

CAT# 58C1

CAT# 58C36

CAT# 58C7

CAT# 58C2

CAT# 58C6

CAT# 58C5

CAT# 58C4

CAT#	DESCRIPTION	CAT#	DESCRIPTION
58C1	BLANK	58C6	1/2" K.O.
58C36	TOGGLE SWITCH	58C5	1-13/32"
58C7	DUPLEX RECEPTACLE	58C4	1-19/32"
58C2	GFCI		

4" OCTAGONAL CONDUIT BOXES & COVERS




1-1/2" DEEP BOXES

CAT#
54151-1/2
54151-3/4
54151-1/2 & 3/4



1-1/8" DEEP BOXES

CAT#
54171-1/2
54171-3/4
54171-1/2 & 3/4



1-1/2" DEEP EXTENSIONS

CAT#
55151-1/2
55151-1/2 & 3/4



CAT # 54C1R



CAT # 54C6R

CAT#	DESCRIPTION
54C1R	Blank
54C6R	1/2" O.K.
54C1	Blank
54C6	1/2" O.K.



CAT # 54C1



CAT # 54C6

4-11/16" SQUARE CONDUIT BOXES & COVERS




1-1/2" DEEP BOXES

CAT#
72151-1/2
72151-3/4
72151-1/2 & 3/4



2-1/8" DEEP BOXES

CAT#
72171-1/2 & 3/4
72171-1
72171-1 1/4
72171-3/4 & 1



2-1/8" DEEP EXTENSIONS


CAT#
73171-1/2 & 3/4
73171-1




CAT# 72C1



CAT# 72C6



CAT# 72C13



CAT# 72C18


CAT#	DESCRIPTION	RAISED
72C0	Flat, for One Device	—
72C62	for One Device	1/4"
72C13	for One Device	1/2"
72C14	for One Device	3/4"

CAT#	DESCRIPTION	RAISED
72C00	Flat, for Two Devices	—
72C20	for Two Devices	1/4"
72C17	for Two Devices	1/2"
72C18	for Two Devices	3/4"

CAT#	DESCRIPTION
72C1	Flat, Blank
72C6	Flat, 1/2" K.O.

ALEX[®] JUNCTION BOXES

Double & Triple Knockouts



Rounded Lugs

Made of 0.9/11mm thick sheet steel.

CAT#	Depth(mm)	Size(mm)
ALX-011010	55	100×100
ALX-011515	55	150×150
ALX-012020	55	200×200
ALX-012525	55	250×250
ALX-013030	55	300×300
ALX-013535	55	350×350
ALX-014040	55	400×400
ALX-021010	75	100×100
ALX-021515	75	150×150
ALX-022020	75	200×200
ALX-022525	75	250×250
ALX-023030	75	300×300
ALX-023535	75	350×350
ALX-024040	75	400×400
ALX-031010	100	100×100
ALX-031515	100	150×150
ALX-032020	100	200×200
ALX-032525	100	250×250
ALX-033030	100	300×300
ALX-033535	100	350×350
ALX-034040	100	400×400

ALEX[®] SCREW COVER ENCLOSURES



Material: Steel
Finishes: Painted & galvanized

CAT#	in.	H×W×D(mm)
ALX-664EP	6×6×4	150×150×100
ALX-884EP	8×8×4	200×200×100
ALX-10104EP	10×10×4	250×250×100
ALX-12124EP	12×12×4	300×300×100
ALX-16164EP	16×16×4	400×400×100
ALX-18184EP	18×18×4	450×450×100

ALEX[®] SWITCH AND SOCKET BOXES



35mm deep

CAT NO.	Type of Entry	Fixing Lugs
ALX-03301	20&25mm ko's	4 fixed
ALX-03302	20mm ko's	
ALX-03303	25mm ko's	



35mm deep

CAT No.	Type of Entry	Fixing Lugs
ALX-03601	20&25mm ko's	2 fixed
ALX-03602	20mm ko's	
ALX-03603	25mm ko's	

ALEX[®] SWITCH AND SOCKET BOXES



35mm deep

CAT No.	Type of Entry	Fixing Lugs
ALX-013301	20&25mm ko's	3 fixed and 1 adjustable
ALX-013302	20mm ko's	
ALX-013303	25mm ko's	



35mm deep

CAT No.	Type of Entry	Fixing Lugs
ALX-013601	20&25mm ko's	1 fixed and 1 adjustable
ALX-013602	20mm ko's	
ALX-013603	25mm ko's	



35mm deep

CAT No.	Type of Entry	Fixing Lugs
ALX-023301	20&25mm ko's	2 fixed and 2 adjustable
ALX-023302	20mm ko's	
ALX-023303	25mm ko's	



35mm deep

CAT No.	Type of Entry	Fixing Lugs
ALX-03601	20&25mm ko's	8 fixed
ALX-03602	20mm ko's	
ALX-03603	25mm ko's	



47mm deep

CAT No.	Type of Entry	Fixing Lugs
ALX-0133D01	20&25mm ko's	3 fixed and 1 adjustable
ALX-0133D02	20mm ko's	
ALX-0133D03	25mm ko's	



47mm deep

CAT No.	Type of Entry	Fixing Lugs
ALX-0136D01	20&25mm ko's	1 fixed and 1 adjustable
ALX-0136D02	20mm ko's	
ALX-0136D03	25mm ko's	



47mm deep

CAT No.	Type of Entry	Fixing Lugs
ALX-033D01	20&25mm ko's	4 fixed
ALX-033D02	20mm ko's	
ALX-033D03	25mm ko's	



47mm deep

CAT No.	Type of Entry	Fixing Lugs
ALX-036D01	20&25mm ko's	2 fixed
ALX-036D02	20mm ko's	
ALX-036D03	25mm ko's	

EMT SET SCREW TYPE CONDUIT BODIES

EMT LB TYPE



COPPER FREE ALUMINUM

CAT#	SIZE
ALX-ELB1	1/2"
ALX-ELB2	3/4"
ALX-ELB3	1"
ALX-ELB4	1 1/4"
ALX-ELB5	1 1/2"
ALX-ELB6	2"

EMT T TYPE



COPPER FREE ALUMINUM

CAT#	SIZE
ALX-ET1	1/2"
ALX-ET2	3/4"
ALX-ET3	1"
ALX-ET4	1 1/4"
ALX-ET5	1 1/2"
ALX-ET6	2"

EMT LR TYPE



COPPER FREE ALUMINUM

CAT#	SIZE
ALX-ELR1	1/2"
ALX-ELR2	3/4"
ALX-ELR3	1"
ALX-ELR4	1 1/4"
ALX-ELR5	1 1/2"
ALX-ELR6	2"

EMT LL TYPE



COPPER FREE ALUMINUM

CAT#	SIZE
ALX-ELL1	1/2"
ALX-ELL2	3/4"
ALX-ELL3	1"
ALX-ELL4	1 1/4"
ALX-ELL5	1 1/2"
ALX-ELL6	2"

EMT C TYPE



COPPER FREE ALUMINUM

CAT#	SIZE
ALX-EC1	1/2"
ALX-EC2	3/4"
ALX-EC3	1"
ALX-EC4	1 1/4"
ALX-EC5	1 1/2"
ALX-EC6	2"

COVERS & GASKET WITH SCREWS



ALUMINUM STEEL

CAT#	CAT#	SIZE
ALX-571A	ALX-571S	1/2"
ALX-572A	ALX-572S	3/4"
ALX-573A	ALX-573S	1"
ALX-574A	ALX-574S	1 1/4"
ALX-575A	ALX-575S	1 1/2"
ALX-576A	ALX-576S	2"

RIGID THREADED CONDUIT BODIES

RIGID LB TYPE



COPPER FREE ALUMINUM

CAT#	SIZE
ALX-LB1	1/2"
ALX-LB2	3/4"
ALX-LB3	1"
ALX-LB4	1 1/4"
ALX-LB5	1 1/2"
ALX-LB6	2"

RIGID T TYPE



COPPER FREE ALUMINUM

CAT#	SIZE
ALX-T1	1/2"
ALX-T2	3/4"
ALX-T3	1"
ALX-T4	1 1/4"
ALX-T5	1 1/2"
ALX-T6	2"

RIGID LR TYPE



COPPER FREE ALUMINUM

CAT#	SIZE
ALX-LR1	1/2"
ALX-LR2	3/4"
ALX-LR3	1"
ALX-LR4	1 1/4"
ALX-LR5	1 1/2"
ALX-LR6	2"

RIGID LL TYPE



COPPER FREE ALUMINUM

CAT#	SIZE
ALX-LL1	1/2"
ALX-LL2	3/4"
ALX-LL3	1"
ALX-LL4	1 1/4"
ALX-LL5	1 1/2"
ALX-LL6	2"

RIGID C TYPE



COPPER FREE ALUMINUM

CAT#	SIZE
ALX-C1	1/2"
ALX-C2	3/4"
ALX-C3	1"
ALX-C4	1 1/4"
ALX-C5	1 1/2"
ALX-C6	2"

COVERS & GASKET WITH SCREWS



ALUMINUM STEEL

CAT#	CAT#	SIZE
ALX-571A	ALX-571S	1/2"
ALX-572A	ALX-572S	3/4"
ALX-573A	ALX-573S	1"
ALX-574A	ALX-574S	1 1/4"
ALX-575A	ALX-575S	1 1/2"
ALX-576A	ALX-576S	2"

ALEX[®] FLEXIBLE STEEL CONDUIT

Material: Galvanized steel



CAT#	Size	Inside Diameter (mm)		Outside Dia (mm)		Coil Packing (m)
		Min	Max	Min	Max	
ALX-4100	3/8 "	12.3	12.8	15.7	16.2	30,50,100
ALX-4101	1/2 "	15.8	16.3	19.2	19.7	30,50,100
ALX-4102	3/4 "	20.7	21.2	24.5	25.1	30,50,100
ALX-4103	1 "	26.4	26.8	30.4	31.0	30,50
ALX-4104	1-1/4 "	34.7	35.4	39.6	40.3	15,25
ALX-4105	1-1/2 "	40.0	40.6	45.2	45.8	15,25
ALX-4106	2 "	51.3	51.9	56.5	57.1	15,20
ALX-4107	2-1/2 "	63.0	63.6	70.2	70.8	15
ALX-4108	3 "	78.0	78.7	85.2	85.9	10
ALX-4110	4 "	101.6	102.6	108.5	109.5	10

ALEX[®] PVC COATED FLEXIBLE CONDUIT

Material: Galvanized steel, PVC jacket



CAT#	Size	Inside Diameter (mm)		Outside Dia (mm)		Coil Packing (m)
		Min	Max	Min	Max	
ALX-5200	3/8 "	12.3	12.8	16.7	17.2	30,50,100
ALX-5201	1/2 "	15.8	16.3	20.2	20.7	30,50,100
ALX-5202	3/4 "	20.7	21.2	25.5	26.1	30,50,100
ALX-5203	1 "	26.4	26.8	31.6	32.2	30,50
ALX-5204	1-1/4 "	35.05	35.4	40.8	41.5	15,25
ALX-5205	1-1/2 "	40.0	40.6	46.6	47.2	15,25
ALX-5206	2 "	51.3	51.9	58.1	58.7	15,20
ALX-5207	2-1/2 "	63.0	63.6	71.8	72.4	15
ALX-5208	3 "	78.0	78.7	87.2	87.9	10
ALX-5210	4 "	101.6	102.6	111.2	112.3	10

ALEX[®] LIQUID TIGHT FLEXIBLE STEEL CONDUIT

Galvanized steel core, corrosion resistant



CAT#	Size	Inside Dia (mm)		Outside Dia (mm)		Min. Bend Radius (mm)	Reel length (Meter)
		Min	Max	Min	Max		
ALX-6100	3/8 "	12.30	12.80	17.50	18.00	60	30,50,100
ALX-6101	1/2 "	15.80	16.30	20.80	21.30	80	30,50,100
ALX-6102	3/4 "	20.70	21.20	26.20	26.70	100	30,50,100
ALX-6103	1 "	26.20	26.80	32.70	33.40	150	30,50
ALX-6104	1-1/4 "	34.80	35.40	41.40	42.20	180	15,30
ALX-6105	1-1/2 "	40.10	40.60	47.40	48.30	200	15,30
ALX-6106	2 "	51.30	51.90	59.40	60.30	250	15,30
ALX-6107	2-1/2 "	63.00	63.60	72.10	73.00	300	7.5,15
ALX-6108	3 "	78.00	78.80	87.90	88.90	450	7.5
ALX-6110	4 "	101.60	102.60	113.20	114.30	600	7.5

ALEX[®] LIQUID TIGHT FLEXIBLE CONDUIT With filler of cord

Galvanized steel core, corrosion resistant



CAT#	Size	Inside Dia (mm)		Outside Dia (mm)		Min. Bend Radius (mm)	Reel length (Meter)
		Min	Max	Min	Max		
ALX-6100C	3/8 "	12.30	12.80	17.50	18.00	60	30,50,100
ALX-6101C	1/2 "	15.80	16.30	20.80	21.30	80	30,50,100
ALX-6102C	3/4 "	20.70	21.20	26.20	26.70	100	30,50,100
ALX-6103C	1 "	26.20	26.80	32.70	33.40	150	30,50
ALX-6104C	1-1/4 "	34.80	35.40	41.40	42.20	180	15,30
ALX-6105C	1-1/2 "	40.10	40.60	47.40	48.30	200	15,30
ALX-6106C	2 "	51.30	51.90	59.40	60.30	250	15,30
ALX-6107C	2-1/2 "	63.00	63.60	72.10	73.00	300	7.5,15
ALX-6108C	3 "	78.00	78.80	87.90	88.90	450	7.5
ALX-6110C	4 "	101.60	102.60	113.20	114.30	600	7.5

ALEX[®] LIQUID TIGHT CONNECTORS

STRAIGHT TYPE



ZINC DIE CAST

CAT#	SIZE
ALX-470	3/8"
ALX-471	1/2"
ALX-472	3/4"
ALX-473	1"
ALX-474	1 1/4"
ALX-475	1 1/2"
ALX-476	2"

90° ANGLE TYPE



ZINC DIE CAST

CAT#	SIZE
ALX-490	3/8"
ALX-491	1/2"
ALX-492	3/4"
ALX-493	1"
ALX-494	1 1/4"
ALX-495	1 1/2"
ALX-496	2"

ALEX[®] BX-FLEX CONNECTORS

STRAIGHT SQUEEZE



CAT#	SIZE
ALX-150	3/8"
ALX-151	1/2"
ALX-152	3/4"
ALX-153	1"
ALX-154	1 1/4"
ALX-155	1 1/2"
ALX-156	2"

ANGLE SQUEEZE



CAT#	SIZE
ALX-100	3/8"
ALX-101	1/2"
ALX-102	3/4"
ALX-103	1"
ALX-104	1 1/4"
ALX-105	1 1/2"
ALX-106	2"

ALEX[®] FLEX COUPLINGS

SCREW IN TYPE



ZINC DIE CAST

CAT#	SIZE
ALX-461	1/2"
ALX-462	3/4"
ALX-463	1"
ALX-464	1 1/4"
ALX-465	1 1/2"
ALX-466	2"

ALEX[®] FLEX CONNECTORS

SCREW IN TYPE



ZINC DIE CAST

CAT#	SIZE
ALX-450	3/8"
ALX-451	1/2"
ALX-452	3/4"
ALX-453	1"
ALX-454	1 1/4"
ALX-455	1 1/2"
ALX-456	2"

ALEX[®] EMT TO BX OR NM CABLE



SET SCREW TO CLAMP TYPE

ZINC DIE CAST

CAT#	SIZE
ALX-180	1/2"-3/8"

ALEX[®] EMT TO FLEX



SET SCREW TO CLAMP TYPE

DIE CAST

CAT#	SIZE
ALX-181	1/2"-1/2"
ALX-182	3/4"-3/4"
ALX-183	1"-1"

LIQUID TIGHT CONNECTORS (QUINCUNX CAP)

STRAIGHT TYPE



ZINC DIE CAST

CAT#	SIZE
ALX-470Q	3/8"
ALX-471Q	1/2"
ALX-472Q	3/4"
ALX-473Q	1"
ALX-474Q	1-1/4"
ALX-475Q	1-1/2"
ALX-476Q	2"

45° ANGLE TYPE



ZINC DIE CAST

CAT#	SIZE
ALX-230Q	3/8"
ALX-231Q	1/2"
ALX-232Q	3/4"
ALX-233Q	1"
ALX-234Q	1-1/4"
ALX-235Q	1-1/2"
ALX-236Q	2"

90° ANGLE TYPE



ZINC DIE CAST

CAT#	SIZE
ALX-490Q	3/8"
ALX-491Q	1/2"
ALX-492Q	3/4"
ALX-493Q	1"
ALX-494Q	1-1/4"
ALX-495Q	1-1/2"
ALX-496Q	2"

LIQUID TIGHT CONNECTORS

STRAIGHT TYPE



MALLEABLE IRON

CAT#	SIZE
ALX-470M	3/8"
ALX-471M	1/2"
ALX-472M	3/4"
ALX-473M	1"
ALX-474M	1-1/4"
ALX-475M	1-1/2"
ALX-476M	2"

45° ANGLE TYPE



MALLEABLE IRON

CAT#	SIZE
ALX-230M	3/8"
ALX-231M	1/2"
ALX-232M	3/4"
ALX-233M	1"
ALX-234M	1-1/4"
ALX-235M	1-1/2"
ALX-236M	2"

90° ANGLE TYPE



MALLEABLE IRON

CAT#	SIZE
ALX-490M	3/8"
ALX-491M	1/2"
ALX-492M	3/4"
ALX-493M	1"
ALX-494M	1-1/4"
ALX-495M	1-1/2"
ALX-496M	2"

FLEX TO RIGID STEEL CONDUIT (DGJ TYPE)



SET SCREW TYPE

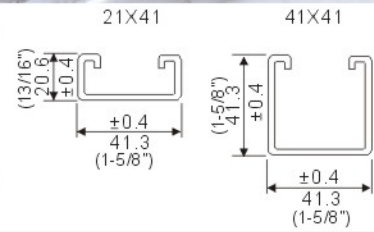
CAT#	SIZE
ALX-141R	1/2"
ALX-142R	3/4"
ALX-143R	1"
ALX-144R	1-1/4"
ALX-145R	1-1/2"
ALX-146R	2"

FLEX TO RIGID STEEL CONDUIT (DPN)




THREAD TYPE

CAT#	SIZE
ALX-151R	1/2"
ALX-152R	3/4"
ALX-153R	1"
ALX-154R	1-1/4"
ALX-155R	1-1/2"
ALX-156R	2"



PLAIN SUPPORT CHANNEL



CAT NO.	METRIC SIZE	US SIZE
ALX-4121	41mmx21mm	1-5/8"X13/16"
ALX-4141	41mmx41mm	1-5/8"X1-5/8"

SLOTTED SUPPORT CHANNEL



CAT NO.	METRIC SIZE	US SIZE
ALX-4121H	41mmx21mm	1-5/8"X13/16"
ALX-4141H	41mmx41mm	1-5/8"X1-5/8"

CHANNEL SPRING NUT

LONG TYPE

Material: Steel
Finished: Zinc Plated

CAT#	US Thread Size
ALX-LSN014	1/4"
ALX-LSN516	5/16"
ALX-LSN38	3/8"
ALX-LSN12	1/2"
ALX-LSN58	5/8"
ALX-LSN34	3/4"

CAT#	Metric thread Size
ALX-LSN06	6mm
ALX-LSN08	8mm
ALX-LSN10	10mm
ALX-LSN12	12mm
ALX-LSN14	14mm
ALX-LSN16	16mm

SHORT TYPE

Material: Steel
Finished: Zinc Plated

CAT#	US Thread Size
ALX-SSN014	1/4"
ALX-SSN516	5/16"
ALX-SSN38	3/8"
ALX-SSN12	1/2"
ALX-SSN58	5/8"
ALX-SSN34	3/4"

CAT#	Metric thread Size
ALX-SSN06	6mm
ALX-SSN08	8mm
ALX-SSN10	10mm
ALX-SSN12	12mm
ALX-SSN14	14mm
ALX-SSN16	16mm

LESS TYPE

Material: Steel
Finished: Zinc Plated

CAT#	US Thread Size
ALX-PN014	1/4"
ALX-PN516	5/16"
ALX-PN38	3/8"
ALX-PN12	1/2"
ALX-PN58	5/8"
ALX-PN34	3/4"

CAT#	Metric thread Size
ALX-PN06	6mm
ALX-PN08	8mm
ALX-PN10	10mm
ALX-PN12	12mm
ALX-PN14	14mm
ALX-PN16	16mm


RIEL & RIEL DIN



RIEL Galvanized		RIEL DIN Galvanized	
CAT#	SIZE	CAT#	SIZE
ALX-1935R	19X35X1.5	ALX-1935RD	19X35X1.5

Standard length: 1M, 1.5M, 2M, 3M

THREAD BOLTS



US Thread		Metric thread	
CAT#	Size	CAT#	Size
ALX-TR014	1/4"	ALX-TR06	6mm
ALX-TR516	5/16"	ALX-TR08	8mm
ALX-TR38	3/8"	ALX-TR10	10mm
ALX-TR12	1/2"	ALX-TR12	12mm
ALX-TR58	5/8"	ALX-TR14	14mm
ALX-TR34	3/4"	ALX-TR16	16mm

Standard length: 1M, 1.5M, 2M, 3M, 6FT, 8FT, 10FT

STRUT CLAMPS

For EMT, IMC & Rigid conduit



CAT#	SIZE
ALX-2101H	1/2"
ALX-2102H	3/4"
ALX-2103H	1"
ALX-2104H	1 1/4"
ALX-2105H	1"
ALX-2106H	2"
ALX-2107H	2 1/2"
ALX-2108H	3"
ALX-2109H	3 1/2"
ALX-2110 H	4"

CONDUIT HANGER WITH SCREW AND NUT

Material: Steel
Finished: Galvanised



CAT#	SIZE
ALX-620	1/2"
ALX-621	3/4"
ALX-622	1"
ALX-623	1-1/4"
ALX-624	1-1/2"
ALX-625	2"
ALX-626	2-1/2"
ALX-627	3"
ALX-628	3-1/2"
ALX-629	4"

CONDUIT FASTENER



Material: Mn Steel
Finished: Black

CAT#	SIZE
ALX-631	1/2"
ALX-632	3/4"
ALX-633	1"
ALX-634	1-1/4"
ALX-635	1-1/2"
ALX-636	2"

U-BOLT WITH SCREW

Material: Steel
Finished: Zinc Plated



CAT#	SIZE
ALX-761	1/2"
ALX-762	3/4"
ALX-763	1"
ALX-764	1-1/4"
ALX-765	1-1/2"
ALX-766	2"
ALX-767	2-1/2"
ALX-768	3"
ALX-769	3-1/2"
ALX-770	4"

LOOP HANGER

Material: Steel
Finished: zinc plated, epoxy coated, copper plated



SIZE	ZINC PLATED	EPOXY COATED	COPPER PLATED
	CAT#	CAT#	CAT#
1/2"	ALX-750Z	ALX-750E	ALX-750C
3/4"	ALX-751Z	ALX-751E	ALX-751C
1"	ALX-752Z	ALX-752E	ALX-752C
1-1/4"	ALX-753Z	ALX-753E	ALX-753C
1-1/2"	ALX-754Z	ALX-754E	ALX-754C
2"	ALX-755Z	ALX-755E	ALX-755C
2-1/2"	ALX-756Z	ALX-756E	ALX-756C
3"	ALX-757Z	ALX-757E	ALX-757C
3-1/2"	ALX-758Z	ALX-758E	ALX-758C
4"	ALX-759Z	ALX-759E	ALX-759C
5"	ALX-760Z	ALX-760E	ALX-760C
6"	ALX-761Z	ALX-761E	ALX-761C
8"	ALX-762Z	ALX-762E	ALX-762C

GROUND ROD



BRASS

CAT#	SIZE
ALX-420	3/8"
ALX-421	1/2"
ALX-422	5/8"
ALX-423	3/4"

GROUND ROD CLAMPS



BRASS

CAT#	SIZE
ALX-410	3/8"
ALX-411	1/2"
ALX-412	5/8"
ALX-413	3/4"

FISH WIRE



SPRING STEEL

CAT#	SIZE
ALX-890	1/8" X .060" X 25'
ALX-891	1/8" X .060" X 50'
ALX-892	1/8" X .060" X 100'
ALX-893	1/8" X .060" X 200'
ALX-894	1/4" X .060" X 50'
ALX-895	1/4" X .060" X 100'
ALX-896	1/4" X .060" X 200'